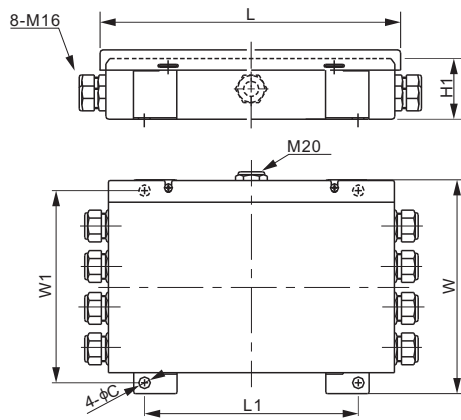
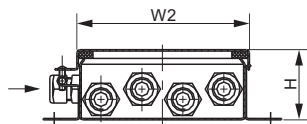


Features:

- Enclosure Material: Stainless steel SS304
- Number of cells: 2 - 8 single cells
- Trimming: Section or individual cell trim, with excitation or signal trim
- Equipped with independent potentiometers
- Captive stainless steel screws
- IP Rating: IP65



DIMENSIONS

	C	H	H1	L	L1	W	W1	W2
mm	8	43	40	200	147	147	134	119
inches	0.3	1.7	1.6	7.9	5.8	5.8	5.3	4.7

SPECIFICATIONS

Number of Cells	2 - 8 single cells	Trimming	Section or individual cell trim, with excitation or signal trim
Input Cable Fittings	M16: 4mm - 8mm diameter cable		
Output Cable Fittings	M20: 5mm - 9mm diameter cable	Enclosure Material	Stainless steel SS304
		IP Rating	IP65

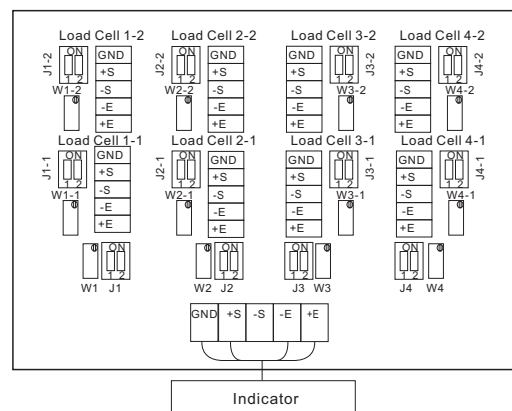
TRIMMING RANGE

Load Cell Resistance	Signal Trim	Excitation Trim
350Ω3.6% of output2.3% of output
700Ω6.3% of output1.3% of output
1000Ω7.0% of output1.0% of output

PART NUMBER*

Trimming	Section Trim	Lightning Protection	Part No.	Weight Approx. (kg)
ExcitationYesNo	J08ES1.0
SignalYesNo	J08SS1.0
ExcitationNoNo	J08ES-I1.0
SignalNoNo	J08SS-I1.0
ExcitationNoYes	J08ES-II1.0
SignalNoYes	J08SS-II1.0
ExcitationYesYes	J08ES-III1.0
SignalYesYes	J08SS-III1.0

MOTHERBOARD LAYOUT



* ATEX, FM, IECEx approved versions carry the "-Ex" suffix.

All product specifications, statements, information and data (collectively, the "Information") in this catalog or made available elsewhere by ANYLOAD are subject to change. The customer is responsible for checking and verifying the extent to which the Information contained in this publication is applicable to an order at the time the order is placed. All Information given herein is believed to be accurate and reliable, but it is presented without guarantee, warranty, or responsibility of any kind, expressed or implied.

Data listed in the datasheet is produced within controlled laboratory settings and may not be reproducible without exact replication of all conditions. It is the customer's responsibility to validate that a particular product with the properties described in the product specifications is suitable for use in their applications. Statements of interchangeability with other manufacturers are based on ANYLOAD's knowledge of product information at the time a publication was made, but are not intended to constitute any warranty concerning the substitutability of an ANYLOAD product with one made by another manufacturer.

Any use of product outside of specifications or any storage or installation inconsistent with product guidance voids and warranty.

The information is intended for use only by customers who have the requisite experience and capability to determine the correct products for their application. Any technical advice inferred from this Information or otherwise provided by ANYLOAD with reference to the use of ANYLOAD's products produces no obligation or liability for the advice given or results obtained.

Although ANYLOAD designs and manufactures its products to the most stringent quality and safety standards, isolated component failures may still occur. Accordingly, customer applications which require a high degree of reliability or safety should employ suitable designs or other safeguards in order to ensure that the failure of an electrical component does not result in a risk of personal injury or property damage.

Unless specifically agreed to in writing, ANYLOAD has not tested or certified its products, services or deliverables for use in high risk applications including medical life support, medical device, direct physical patient contact, water treatment, nuclear facilities, weapon systems, mass and air transportation control, flammable environments, or any other potentially life critical uses. Customer understands and agrees that ANYLOAD makes no assurances that the products, services or deliverables are suitable for any high-risk uses. Under no circumstances does ANYLOAD warrant or guarantee suitability for any customer design or manufacturing process. Although all product - related warnings, cautions and notes must be observed, the customer should not assume that all safety measures are indicated or that other measures may not be required. Please contact authorized ANYLOAD personnel to obtain special terms and conditions regarding products designed for such applications or otherwise satisfy specific safety requirements.