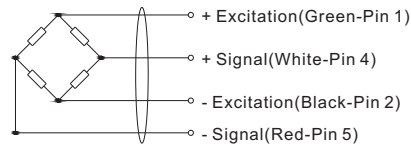
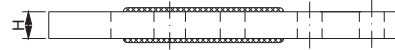


Features:

- Low Profile-Provides ability for scales of roughly 25mm height, in various rectangular shapes / sizes
- Current Calibrated: No J-Box w/Trim Pot required
Direct corner replacement w/o need for re-calibration
- Rated output of 0.9mV/V±0.1%: Pre-derated for ease of planar beam selection for scale capacity
EX: For a 60kg scale capacity-simply use 4x202UA-15kg's
Enables full weight capacity to roll up on scale edge w/o fear of overload



Optional: with a 4 conductor ribbon cable and Female connector: 104257-4 + Crimp:1-104481-0 (interchange with AMP#103957-4). Part number needs to add suffix-02 for this option.

DIMENSIONS

RATED CAPACITY	C1	C2	H	L	L1	L2	L3	W	W1
kg/mm									
3.75	5.1	5.1	2.0	70.0	14.0	51.1	23.1	39.0	27.8
7.5	5.1	5.1	3.0	70.0	14.0	51.1	23.1	39.0	27.8
15	7.6	5.1	4.1	70.0	14.0	51.1	23.1	39.0	27.8
37.5	7.6	6.6	4.8	76.2	15.0	55.2	25.9	44.5	30.0
75	7.6	6.6	6.5	84.5	15.0	63.0	29.2	54.8	30.0
150	9.1	8.1	7.9	107.3	22.9	76.6	30.7	69.9	44.5
375	9.1	9.8	12.7	119.4	25.4	84.9	32.3	76.1	50.8

SPECIFICATIONS

Full Scale Output	0.9 mV/V ± 0.1%	Element Material	Aluminum, Clear Anodized
Calibration in mV/V/Ω	± 0.05%	Recommended Excitation	10V (15V Maximum)
Zero Balance	± 0.02 mV/V	Insulation Resistance	>2 [50V DC] GΩ
Non-linearity	< ± 0.020%	Nominal Temperature Range	-10°C to 40°C / 14°F to 104°F
Repeatability	< ± 0.017%	Safe Overload	150% of full scale
Hysteresis Error	< ± 0.015%	Breaking Overload	300% of full scale
Creep in 30 min.	< ± 0.015%	Seal Type / IP Rating	Environmentally Sealed / IP65
Input Resistance	1190Ω ± 10	Cable Color Code	Exc+ Green Exc- Black Sig+ White Sig- Red
Output Resistance	1000Ω ± 10		

PART NUMBER*

Rated Capacity	Free end cable	With ribbon cable & connector	Weight (kg) Approx.
3.75kg202UA-3.75kg202UA-3.75kg-02	0.1
7.5kg202UA-7.5kg202UA-7.5kg-02	0.1
15kg202UA-15kg202UA-15kg-02	0.1
37.5kg202UA-37.5kg202UA-37.5kg-02	0.1
75kg202UA-75kg202UA-75kg-02	0.1
150kg202UA-150kg202UA-150kg-02	0.2
375kg202UA-375kg202UA-375kg-02	0.4

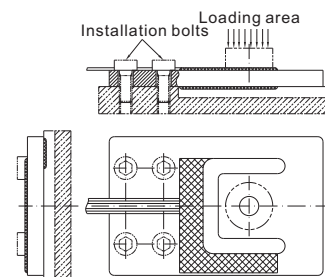
* ATEX, FM, IECEx approved versions carry the "-Ex" suffix.

INTERCHANGEABLE PRODUCTS

Manufacturer	Model
FlintecPB
Rice lakeRL BLP**

**C1 of RL BLP is of 1/2-20 UNC

INSTALLATION DRAWING



75kg-375kg: OIML MAA C3, Y=28 000

For further available P/N's & specifications per OIML classes, please contact us.

All product specifications, statements, information and data (collectively, the "Information") in this catalog or made available elsewhere by ANYLOAD are subject to change. The customer is responsible for checking and verifying the extent to which the Information contained in this publication is applicable to an order at the time the order is placed. All Information given herein is believed to be accurate and reliable, but it is presented without guarantee, warranty, or responsibility of any kind, expressed or implied.

Data listed in the datasheet is produced within controlled laboratory settings and may not be reproducible without exact replication of all conditions. It is the customer's responsibility to validate that a particular product with the properties described in the product specifications is suitable for use in their applications. Statements of interchangeability with other manufacturers are based on ANYLOAD's knowledge of product information at the time a publication was made, but are not intended to constitute any warranty concerning the substitutability of an ANYLOAD product with one made by another manufacturer.

Any use of product outside of specifications or any storage or installation inconsistent with product guidance voids and warranty.

The information is intended for use only by customers who have the requisite experience and capability to determine the correct products for their application. Any technical advice inferred from this Information or otherwise provided by ANYLOAD with reference to the use of ANYLOAD's products produces no obligation or liability for the advice given or results obtained.

Although ANYLOAD designs and manufactures its products to the most stringent quality and safety standards, isolated component failures may still occur. Accordingly, customer applications which require a high degree of reliability or safety should employ suitable designs or other safeguards in order to ensure that the failure of an electrical component does not result in a risk of personal injury or property damage.

Unless specifically agreed to in writing, ANYLOAD has not tested or certified its products, services or deliverables for use in high risk applications including medical life support, medical device, direct physical patient contact, water treatment, nuclear facilities, weapon systems, mass and air transportation control, flammable environments, or any other potentially life critical uses. Customer understands and agrees that ANYLOAD makes no assurances that the products, services or deliverables are suitable for any high-risk uses. Under no circumstances does ANYLOAD warrant or guarantee suitability for any customer design or manufacturing process. Although all product - related warnings, cautions and notes must be observed, the customer should not assume that all safety measures are indicated or that other measures may not be required. Please contact authorized ANYLOAD personnel to obtain special terms and conditions regarding products designed for such applications or otherwise satisfy specific safety requirements.