



Floor Scale, Mild Steel

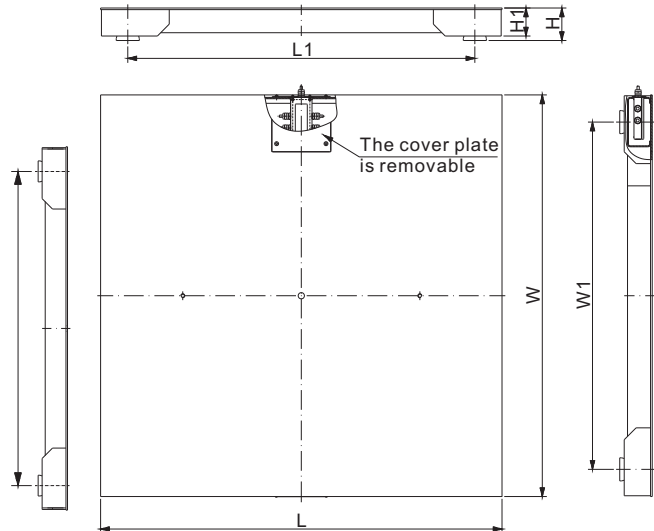


Features:

- Dual junction box access - Top & Side
- Heavy-duty industrial grade design
- Ultra Rigid steel honeycomb channeled frame
- Pre-trimmed corner adjustment per OIML & NTEP
- Threaded eye-bolt holes for easy lifting/transport
- Powder coated for maximum surface protection
- Re-enforced steel corner plate protection

Complete Set Includes:

- IP67 alloy steel load cells 563YH, OIML MAA & NTEP certified
- 4 swivel mild steel feet AMF with removable rubber base
- 2 eyebolts
- 1 IP67 aluminum junction box J04EA-16
- 1 level bubble



DIMENSIONS

PLATFORM SIZE	H	H1	L	L1	W	W1
mm						
FSP4X4-TA	104-130	85.0	1219.0	1054.0	1219.0	1054.0
inches						
FSP4X4-TA	4.09-5.12	3.35	47.99	41.50	47.99	41.50

DIMENSIONS

PART NUMBER	RATED CAPACITY	DIVISION	LOAD CELL CAPACITY	SIZE IN INCHES (W x L x H)	WEIGHT	DECK PLATE THICKNESS
Painted Mild Steel						
FSP4x4-5Klb-TA	5Klb	1lb	563YH-2.5Klb	48" x 48" x 4"	120kg/265 lb	0.20" / 5mm

OPTIONAL ACCESSORIES

- Indicators (page 157/158)
- Ramps-17 (page 181)
- Bumper Guards (page 182)
- Scale Base Mounting Plate (page 189)

Measurement Canada Approval for
- 4X4-5Klb

NTEP 1:5 000 Class III Approval for
- 4X4-5Klb