

Issued by : NMI Certin B.V.,
accredited by the national accreditation body (RvA), based on the ISO/IEC 17025, with identification number L029. RvA is signatory member of both the Multi-Lateral Agreement of the European cooperation for Accreditation (EA) and the Mutual Recognition Arrangement of the International Laboratory Accreditation Cooperation (ILAC).

Applicant : Anyload Transducer Co. Ltd.
#102, 6994 Greenwood Street
V5A1X8 Burnaby, BC
Canada

Measuring instrument : **A load cell**

Manufacturer : Anyload Youngzon Transducer (Hangzhou) Co. Ltd.
Type : 563RS

Test specifications : OIML R60 edition 2000, NIST handbook 44 and NCWM Publication 14.

Testing period : June up to and including August 2016

Result : The measuring instrument complies with the requirements of OIML R60 edition 2000, NIST handbook 44 and NCWM Publication 14 for all performed tests, as reported on the following pages.

Issue date : 29 August 2016

Performed by:

Reviewed by:


M.M.J. Meijer
Approvals Expert


E. van der Grinten
Approvals Expert





Contents

General information	3
Test equipment used	5
Summary	6
D.1 Load test data (EL)	7
D.2 Load cell errors (EL) calculation	11
D.3 Repeatability error (ER) calculation	13
D.4 Temperature effects on MDLO (CM) calculation	14
D.5 Creep (CC) and DR (CDR)	16
D.6 Barometric pressure effects (CP)	25
D.7 Humidity effects (CH or no mark)	26
D.9 Marking requirements	27
Annex A. NTEP test results	28
D.1 Load test data (EL)	29
D.2 Load cell errors (EL) calculation	33
D.3 Repeatability error (ER) calculation	35
D.4 Temperature effects on MDLO (CM) calculation	36
D.5 Creep (CC) and DR (CDR)	38
D.6 Barometric pressure effects (CP)	50
D.9 Marking requirements	51

GENERAL INFORMATION

Project information

Application N°:	16200448
Pattern designation:	563RS
Manufacturer:	Anyload Youngzon Transducer (Hangzhou) Co. Ltd.
Applicant:	Anyload Transducer Co. Ltd.
Instrument category:	Load cells

General information concerning the pattern

Pattern data OIML

Class:	C	
p_{LC} -factor:	0,7	
Direction of loading:	Beam (bending)	
Remote-sensing:	No	
Electronic load cell:	No	
E_{min} :	0	kg
E_{max} :	10	kg
D_{min} :	0	kg
D_{max} :	10	kg
n_{max} :	6000	
V_{min} :	0,00033	kg
Y:	30000	
Z:	6000	
Maximum sensitivity:	2,1	mV/V
Safe load limit:	150	%

Load cell excitation

Min:	5	V
Recommended:	10	V
Max:	15	V
AC/DC:	AC/DC	
Input impedance:	400	Ω \pm 20 Ω
Output impedance:	350	Ω \pm 3 Ω

NTEP

Accuracy class:	III	
p_{LC} -factor:	0,7	
Single- or Multiple application:	S	
n_{max} :	6000	
V_{min} :	0,00067	kg
Y:	15000	
Z:	-	

Test conditions

Interval time:	10	s
Temperature range:	-10 / +40	$^{\circ}$ C
Humidity conditions:	CH	
Electromagnetic conditions:	.	

Evaluation period

Start of evaluation:	2016-06-13
End of evaluation:	2016-08-15
Date of report:	2016-08-29

GENERAL INFORMATION (continued)

Sample information


Maximum capacity E_{max} kg	Y-value	E_{min} kg	Accuracy class and maximum number of load cell verification intervals	Z-value
10,0	30000	0	C6	6000

Load cell(s) submitted

Model designation	Serial Number	E_{max} (kg)	Remote Sensing	Cable length [m]
563RS	1412001211	10	No	3,0

Use this space to indicate additional remarks and/or information.

For more information and documentation: TC10816



INFORMATION CONCERNING THE TEST EQUIPMENT USED FOR PATTERN EVALUATION

Application N°: 16200448
 Pattern designation: 563RS

Force generating system

Function	Unit	Manufacturer	Type	Identification	Range
Pressure chamber	hPa	NMI	-	-	± 10 hPa
Load	g	Eegema	Box	N°: 21000098, 21000094	0,1 g - 1 kg
Load	kg	Eegema	Stainless steel	N°: 10, 11	500 g
Load	kg	Eegema	Stainless steel	N°: 6, 7, 14, 15, 18	1 kg
Load	kg	Eegema	Stainless steel	N°: 20, 21, 23	1 kg
Load	kg	Eegema	Stainless steel	N°: 5, 11	5 kg

Readout instrument

Function	Unit	Manufacturer	Type	Identification	Range
Indicator	mV/V	HBM	DMP 40	21000527	+2,5 / -2,5 mV/V & 10,0 V

Environmental equipment:

Function	Unit	Manufacturer	Type	Identification	Range
Temperature	°C	VSL	Klimreg	21000567	-10 / +50 °C
Relative humidity	%RH	VSL	Klimreg	21000567	10 / 95 %RH
Barometric pressure	hPa	VSL	Klimreg	21000567	940 / 1060 hPa
Temperature	°C	Vaisala	HM70 (HMP7XXXB sensor)	21000045	-20 / +60 °C
Relative humidity	%RH	Vaisala	HM70 (HMP7XXXB sensor)	21000045	0 / 100 %RH
Barometric pressure	hPa	Druck	DPI 281	21000140	850 / 1150 hPa

Traceability The measurements have been executed using standards for which the traceability to primary standards, (inter)national standards and/or properties of pure substances has been demonstrated.

Acceleration of gravity at test location:

Lab 31 / 32 m/s²

m/s²

Summary of pattern evaluation

Application N°: 16200448
Pattern designation: 563RS

Tests	page	Passed	Failed	N.A.
D.1 Load test data (EL)	7			X
D.2 Load cell errors (EL) calculation	11	X		
D.3 Repeatability error (ER) calculation	13	X		
D.4 Temperature effects on MDLO (CM) calculation	14	X		
D.5 Creep (CC) and DR (CDR)	16	X		
D.6 Barometric pressure effects (CP)	25	X		
D.7 Humidity effects (CH or no mark)	26	X		
D.9 Marking requirements	27	X		

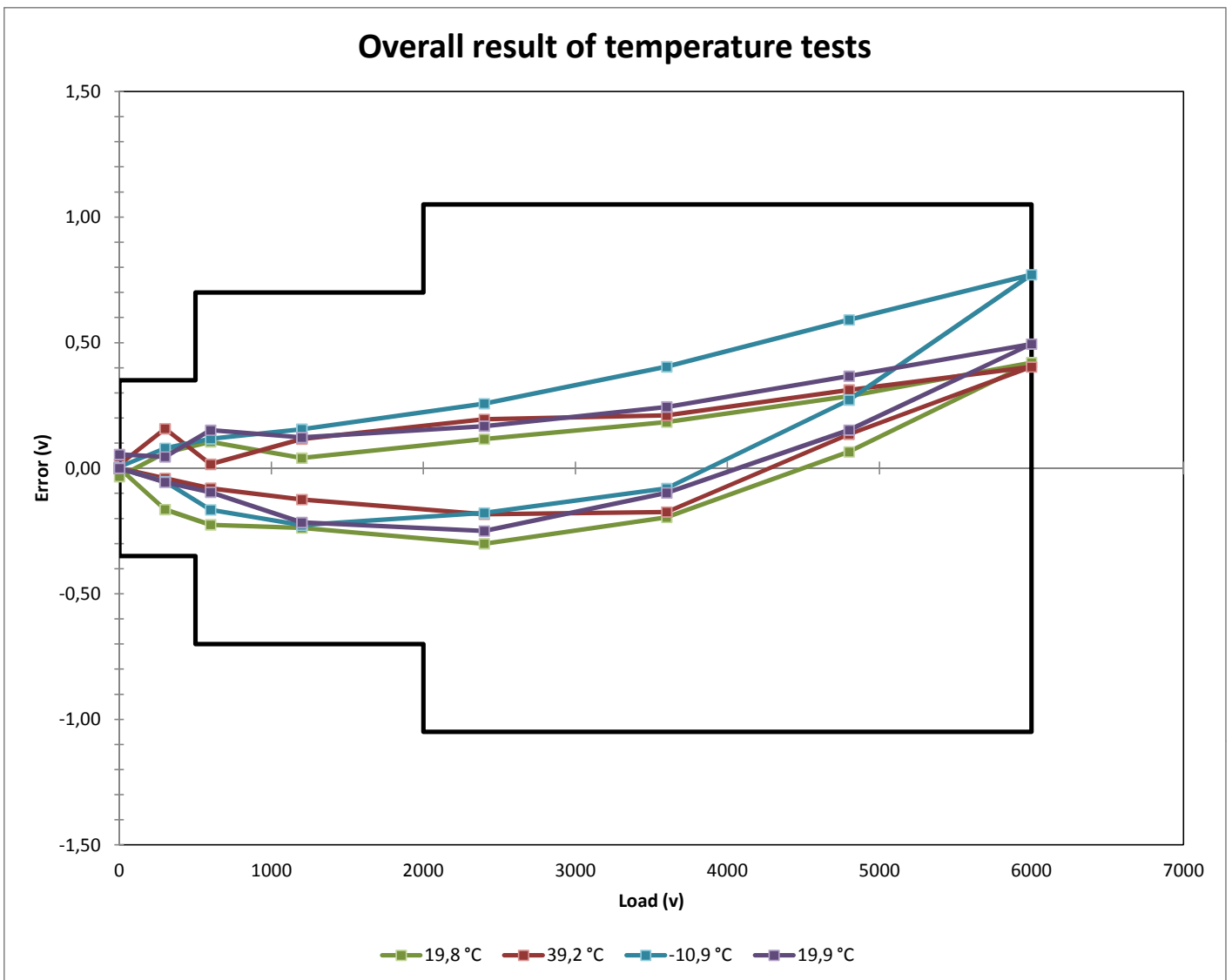
The following table checks the required calculations as per the General notes provisions of C.3:

No.	Test description	n _{max}		n _{max} -500		n _{max} -1000	
		Pass	Fail	Pass	Fail	Pass	Fail
C.4.2 C.4.3 C.4.5	Check all calculations using values of n at n _{max} and at lower than n _{max} (*)	X		X		X	
C.4.4	Check that $v_{min} \leq \frac{D_{max} - D_{min}}{n_{max}}$	0,00033 kg		≤ 0,0017 kg		Pass	

(*) The load cell errors at n_{max}, n_{max}-500 and n_{max}-1000 can be evaluated with the graph at page D.5 Creep (CC) and DR (CDR).

(**) Worst case figure for minimum dead load output return error = DR = and Z =

D.2 Load cell errors (EL) calculation (diagram)





D.4 Temperature effects on MDLO (CM) calculation

Ref.: 5.5.1.3; A.4.1.14; C.2.4.

Application N°: 16200448
Pattern designation: 563RS
Evaluator: MMJ

Conversion factor, f:

Temperature °C	Date	(Average) indication mV/V	Change (C_M) (v / 5°C)	Change (v_{min} / 5°C)	mpc (v_{min} / 5°C)
19,8	2016-07-13	0,219495			
39,2	2016-07-14	0,219310	-0,139	-0,696	0,700
-10,9	2016-07-15	0,219359	-0,014	-0,071	0,700
19,9	2016-07-18	0,219490	0,062	0,311	0,700

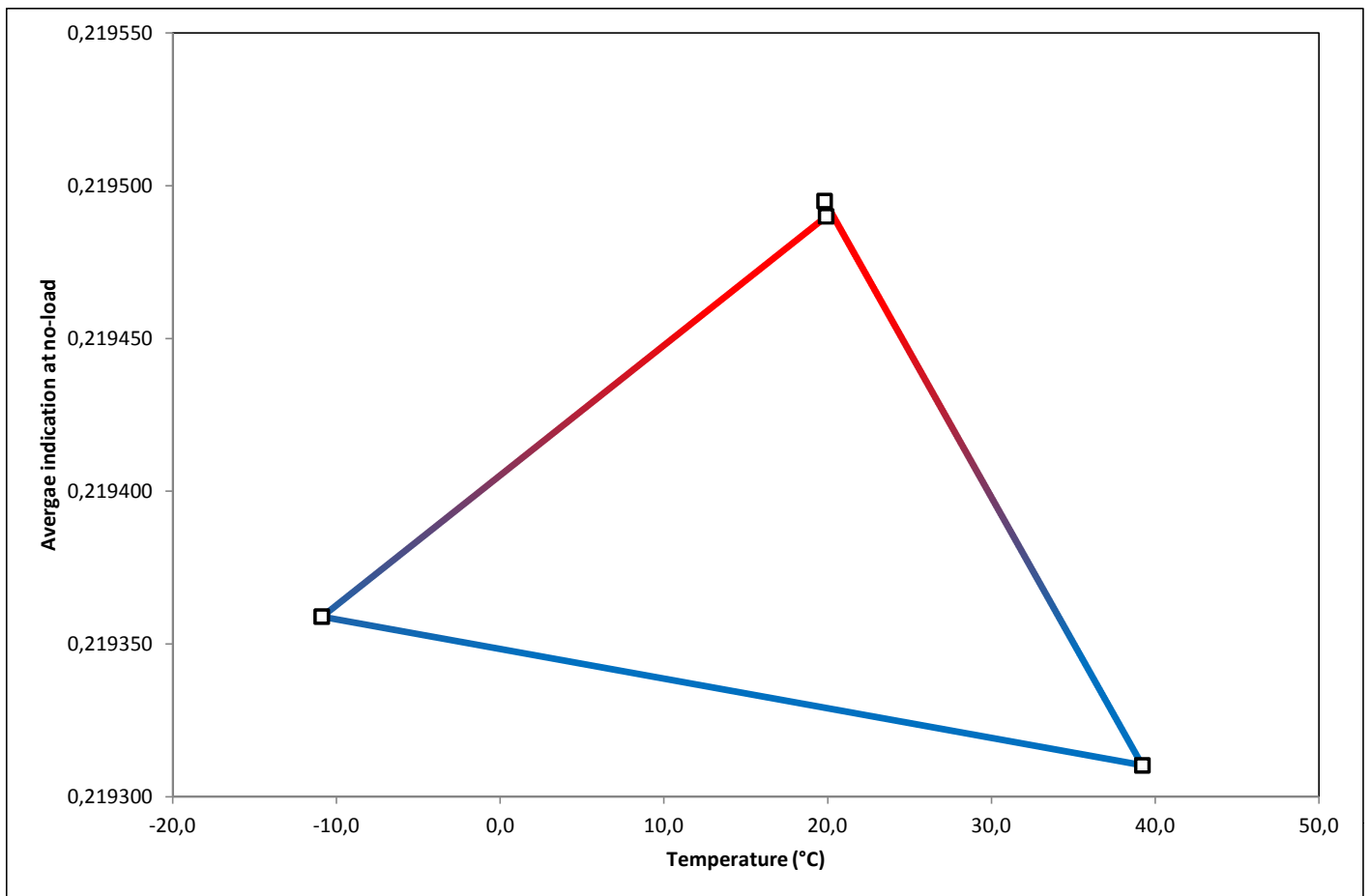
- Notes:
- 1 MDLO: minimum dead load output.
 - 2 Indication: the average initial minimum test load indication obtained from Table D.1.
 - 3 The maximum permissible change (mpc) allowed is: (v_{min} / 5 °C) for classes B, C, and D; (v_{min} / 2 °C) for class A.
 - 4 Change, C_M (v): the difference between the observed indications, and the indications at the prior temperature, divided by the conversion factor, f.

Passed

Failed

Remarks:

D.4 Temperature effects on MDLO (CM) calculation (diagram)



D.5 Creep (CC) and DR (CDR)

Ref.: 5.3.1, 5.3.2; A.4.2, A.4.3.

Application N°: 16200448
 Pattern designation: 563RS
 Evaluator: MMJ
 Date (Creep): 2016-07-13
 Date (MDLOR): 2016-07-13

	Creep		MDLOR		
	At start	At end	At start	At end	
Temp LC:	19,7	19,7	19,7	19,7	°C
Bar.pres:	1015,3	1015,6	1015,6	1015,6	hPa
Humidity:	8,6	8,7	8,7	8,7	%RH
Temp IND:	21,3	21,4	21,4	21,4	°C

Conversion factor, f: 0,000342

Test load kg	Preloading (Creep):		Preloading (MDLOR):	
	Indication mV/V	Time	Indication mV/V	Time
0,0				
10,0				
0,0				
10,0				
0,0				
10,0				
0,0				

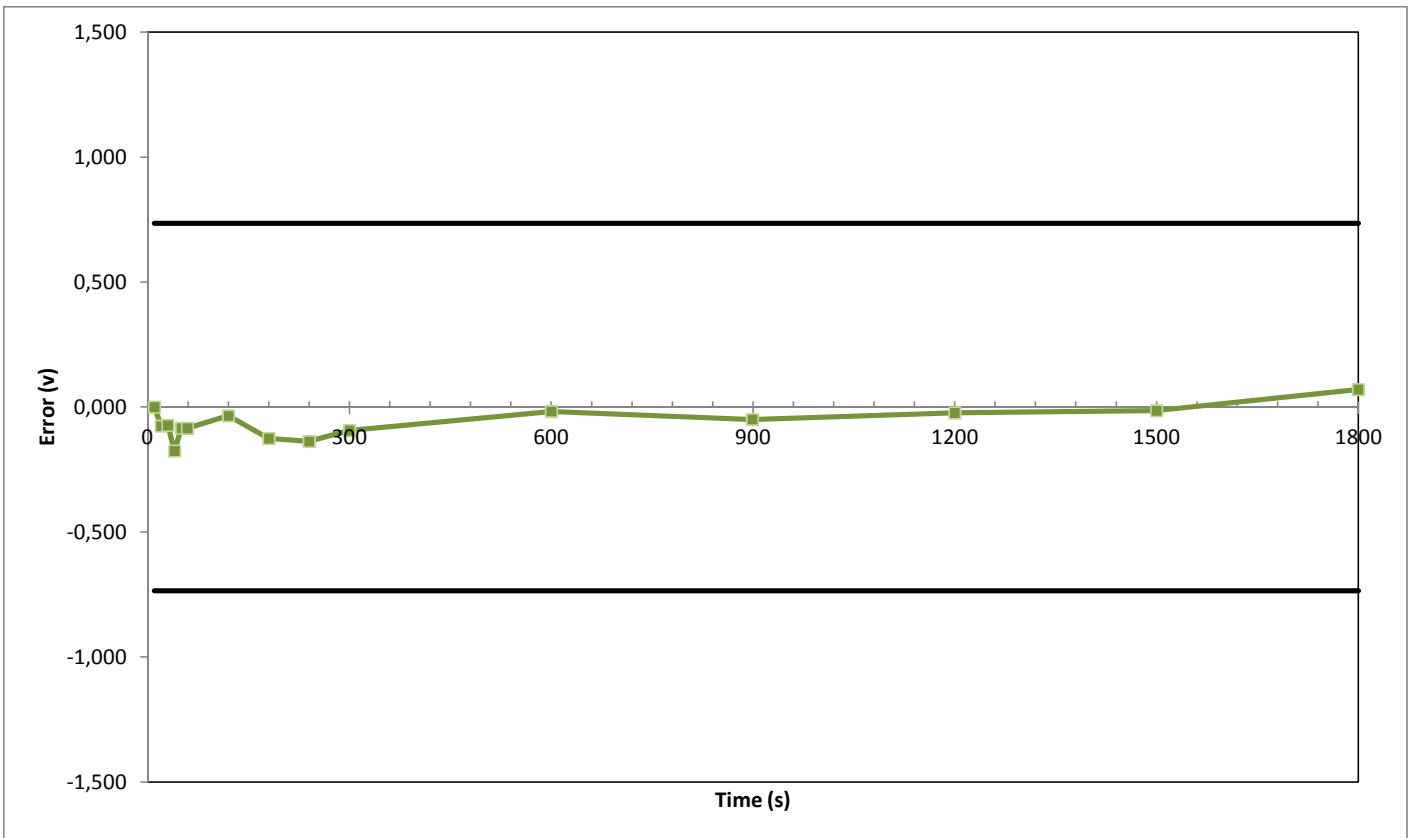
Test load kg	Indication mV/V	Time	Time after start (s)	Ref	Barometric Pressure (hPa)	Change (v)	mpc (v)
0,0	0,219466	12:37:55			1015,3		
10,0	2,270338	12:38:37	10	**	1015,3	0,000	0,735
10,0	2,270312	12:38:47	20		1015,3	-0,076	0,735
10,0	2,270313	12:38:57	30		1015,3	-0,073	0,735
10,0	2,270278	12:39:07	40		1015,3	-0,176	0,735
10,0	2,270309	12:39:17	50		1015,3	-0,085	0,735
10,0	2,270309	12:39:26	59		1015,3	-0,085	0,735
10,0	2,270326	12:40:27	120		1015,3	-0,035	0,735
10,0	2,270295	12:41:27	180		1015,3	-0,126	0,735
10,0	2,270291	12:42:27	240		1015,3	-0,138	0,735
10,0	2,270306	12:43:27	300		1015,3	-0,094	0,735
10,0	2,270332	12:48:27	600		1015,4	-0,018	0,735
10,0	2,270321	12:53:26	899		1015,4	-0,050	0,735
10,0	2,270330	12:58:27	1200		1015,4	-0,023	0,735
10,0	2,270333	13:03:27	1500		1015,5	-0,015	0,735
10,0	2,270362	13:08:27	1800		1015,5	0,070	0,735
0,0	0,219432	13:09:00	10	***	1015,6	-0,099	0,500
0,0	0,219473	13:09:10	20		1015,6	0,020	0,500
0,0	0,219522	13:09:20	30		1015,6	0,164	0,500
0,0	0,219474	13:09:30	40		1015,6	0,023	0,500
0,0	0,219541	13:09:40	50		1015,6	0,219	0,500
0,0	0,219488	13:09:50	60		1015,6	0,064	0,500
30 - 20 minute creep difference:						0,094	0,158

- Notes:
- 1 Change (v) for creep: the observed indication minus the initial "load" indication (**) divided by the conversion factor, f.
 - 2 Determine the difference between the reading obtained at 20 minutes and the reading obtained at 30 minutes (see 5.3.1).
 - 3 Change (v) for DR: the initial indication (***) minus the initial "no load" indication (*) divided by the conversion factor, f.
 - 4 Absolute (not relative) time shall be recorded.

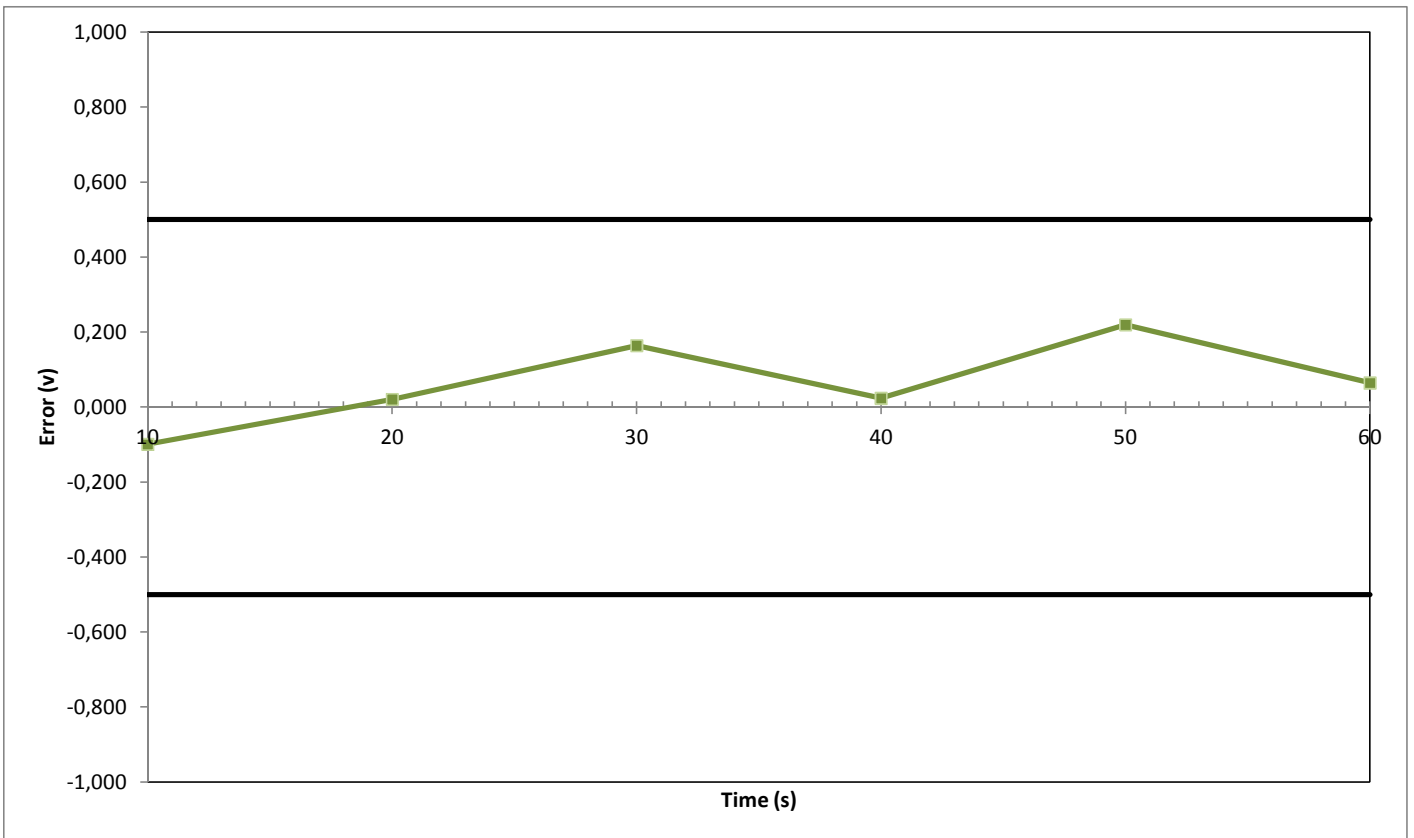
Passed Failed

Remarks:

D.5 Creep (CC) (diagram)



D.5 DR (CDR) (diagram)





D.5 Creep (CC) and DR (CDR)

Ref.: 5.3.1, 5.3.2; A.4.2, A.4.3.

Application N°: 16200448
 Pattern designation: 563RS
 Evaluator: MMJ
 Date (Creep): 2016-07-14
 Date (MDLOR): 2016-07-14

	Creep		MDLOR		
	At start	At end	At start	At end	
Temp LC:	39,2	39,2	39,2	39,2	°C
Bar.pres:	1023,0	1023,3	1023,3	1023,5	hPa
Humidity:	6,9	6,7	6,7	6,7	%RH
Temp IND:	21,6	21,4	21,4	21,2	°C

Conversion factor, f: 0,000342

Test load kg	Preloading (Creep):		Preloading (MDLOR):	
	Indication mV/V	Time	Indication mV/V	Time
0,0				
10,0				
0,0				
10,0				
0,0				
10,0				
0,0				

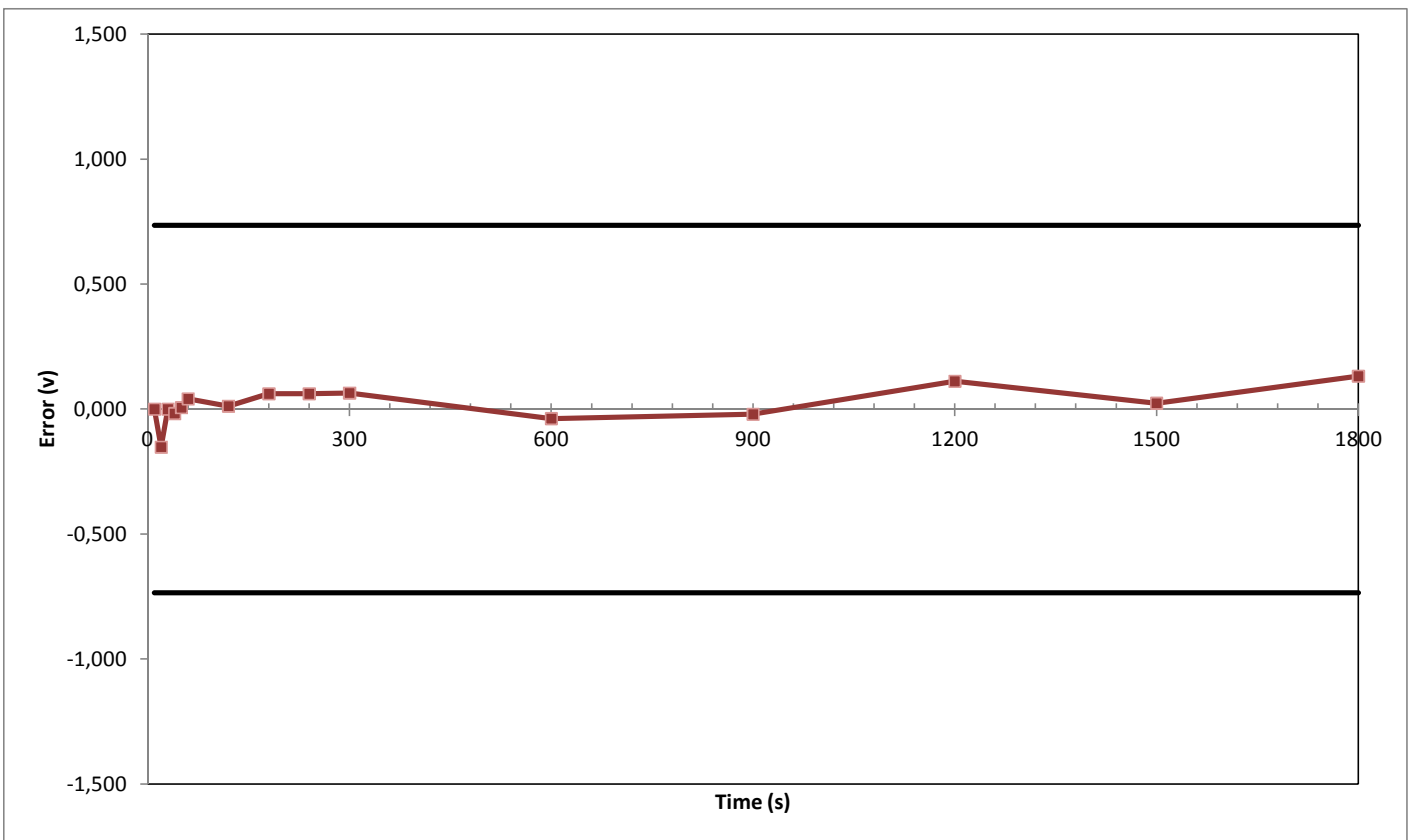
Test load kg	Indication mV/V	Time	Time after start (s)	Ref	Barometric Pressure (hPa)	Change (v)	mpc (v)
0,0	0,219338	14:52:33			1023,0		
10,0	2,270165	14:52:54	10	**	1023,0	0,000	0,735
10,0	2,270113	14:53:04	20		1023,0	-0,152	0,735
10,0	2,270165	14:53:14	30		1023,0	0,000	0,735
10,0	2,270159	14:53:24	40		1023,0	-0,018	0,735
10,0	2,270167	14:53:34	50		1023,0	0,006	0,735
10,0	2,270179	14:53:44	60		1023,0	0,041	0,735
10,0	2,270169	14:54:44	120		1023,0	0,012	0,735
10,0	2,270186	14:55:44	180		1023,0	0,061	0,735
10,0	2,270186	14:56:44	240		1023,0	0,061	0,735
10,0	2,270187	14:57:44	300		1023,0	0,064	0,735
10,0	2,270152	15:02:44	600		1023,1	-0,038	0,735
10,0	2,270158	15:07:44	900		1023,1	-0,020	0,735
10,0	2,270203	15:12:44	1200		1023,2	0,111	0,735
10,0	2,270173	15:17:44	1500		1023,2	0,023	0,735
10,0	2,270210	15:22:44	1800		1023,3	0,132	0,735
0,0	0,219301	15:23:12	10	***	1023,3	-0,108	0,500
0,0	0,219320	15:23:23	21		1023,3	-0,053	0,500
0,0	0,219300	15:23:33	31		1023,3	-0,111	0,500
0,0	0,219331	15:23:43	41		1023,3	-0,020	0,500
0,0	0,219345	15:23:53	51		1023,3	0,020	0,500
0,0	0,219338	15:24:03	61		1023,3	0,000	0,500
30 - 20 minute creep difference:						0,020	0,158

- Notes:
- 1 Change (v) for creep: the observed indication minus the initial "load" indication (**) divided by the conversion factor, f.
 - 2 Determine the difference between the reading obtained at 20 minutes and the reading obtained at 30 minutes (see 5.3.1).
 - 3 Change (v) for DR: the initial indication (***) minus the initial "no load" indication (*) divided by the conversion factor, f.
 - 4 Absolute (not relative) time shall be recorded.

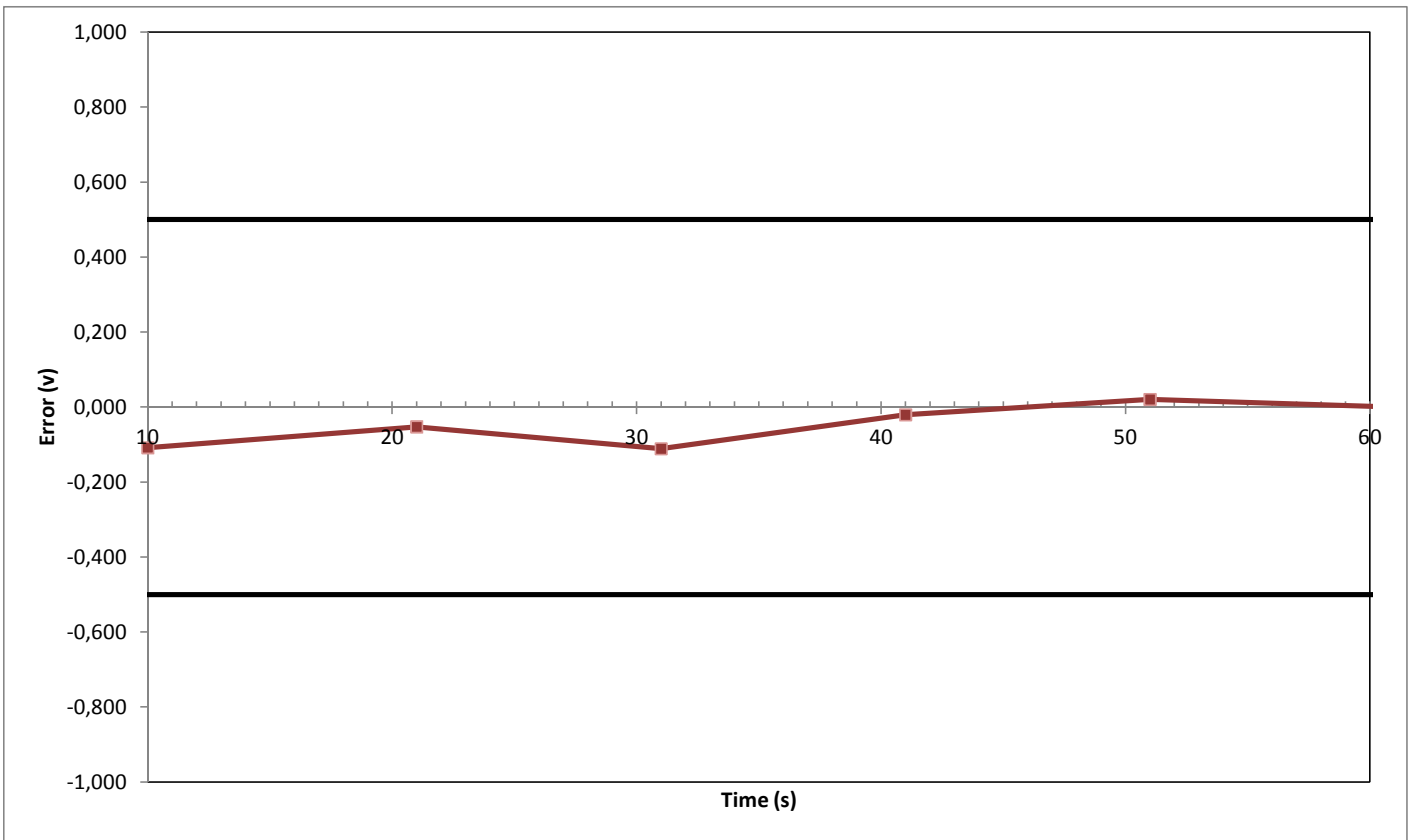
Passed Failed

Remarks:

D.5 Creep (CC) (diagram)



D.5 DR (CDR) (diagram)





D.5 Creep (CC) and DR (CDR)

Ref.: 5.3.1, 5.3.2; A.4.2, A.4.3.

Application N°: 16200448
 Pattern designation: 563RS
 Evaluator: MMJ
 Date (Creep): 2016-07-15
 Date (MDLOR): 2016-07-15

	Creep		MDLOR		
	At start	At end	At start	At end	
Temp LC:	-10,9	-10,9	-10,9	-10,9	°C
Bar.pres:	1027,3	1027,1	1027,1	1027,1	hPa
Humidity:	11,3	11,3	11,3	11,3	%RH
Temp IND:	20,5	20,8	20,8	21,2	°C

Conversion factor, f: 0,000342

Test load kg	Preloading (Creep):		Preloading (MDLOR):	
	Indication mV/V	Time	Indication mV/V	Time
0,0				
10,0				
0,0				
10,0				
0,0				
10,0				
0,0				

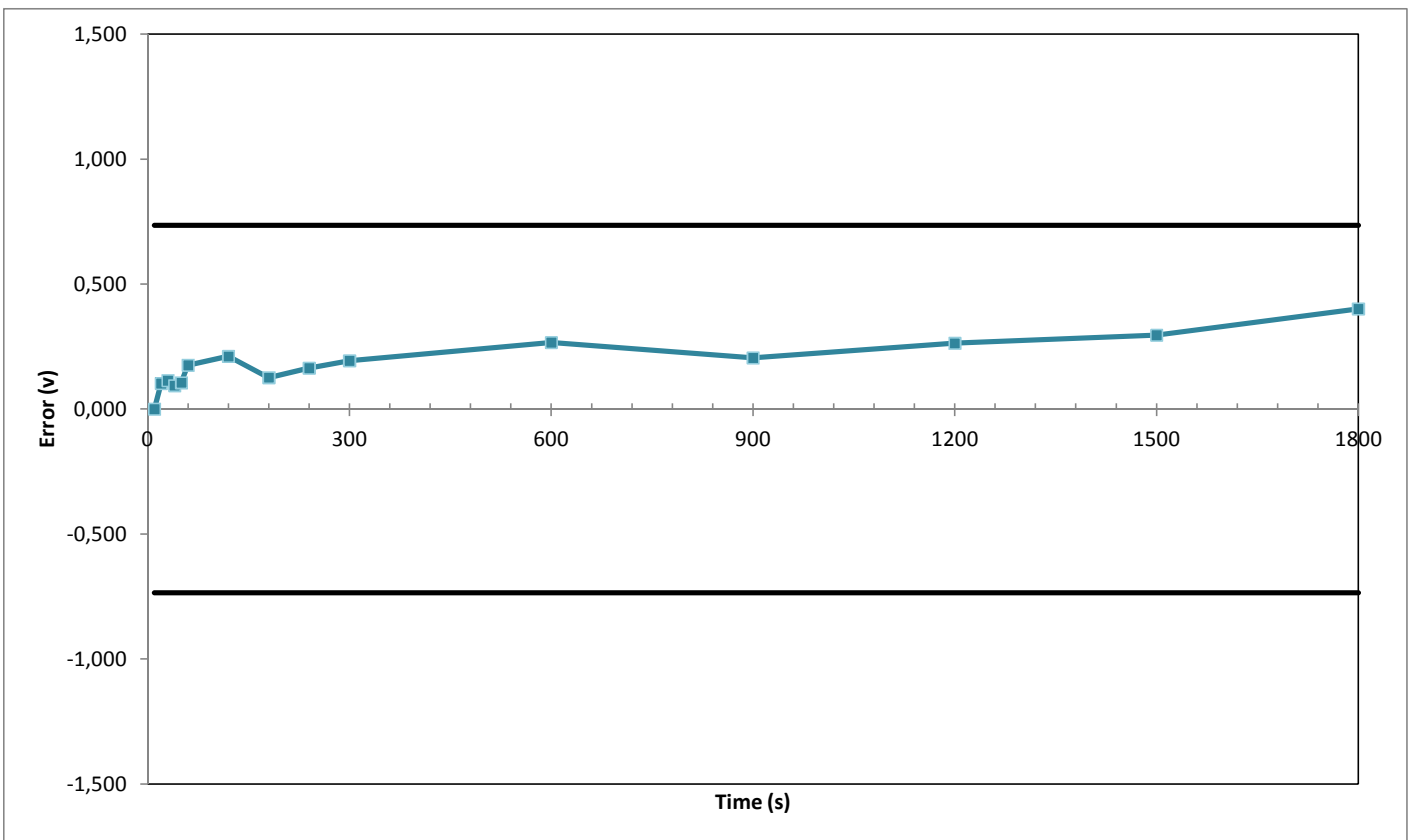
Test load kg	Indication mV/V	Time	Time after start (s)	Ref	Barometric Pressure (hPa)	Change (v)	mpc (v)
0,0	0,219307	11:31:39			1027,3		
10,0	2,270373	11:32:17	10	**	1027,3	0,000	0,735
10,0	2,270408	11:32:27	20		1027,3	0,102	0,735
10,0	2,270412	11:32:37	30		1027,3	0,114	0,735
10,0	2,270405	11:32:47	40		1027,3	0,094	0,735
10,0	2,270409	11:32:57	50		1027,3	0,105	0,735
10,0	2,270433	11:33:07	60		1027,3	0,176	0,735
10,0	2,270445	11:34:07	120		1027,3	0,211	0,735
10,0	2,270416	11:35:07	180		1027,2	0,126	0,735
10,0	2,270429	11:36:07	240		1027,2	0,164	0,735
10,0	2,270439	11:37:07	300		1027,2	0,193	0,735
10,0	2,270464	11:42:07	600		1027,2	0,266	0,735
10,0	2,270443	11:47:07	900		1027,2	0,205	0,735
10,0	2,270463	11:52:07	1200		1027,1	0,263	0,735
10,0	2,270474	11:57:07	1500		1027,1	0,295	0,735
10,0	2,270510	12:02:07	1800		1027,1	0,401	0,735
0,0	0,219461	12:02:34	10	***	1027,1	0,451	0,500
0,0	0,219467	12:02:44	20		1027,1	0,468	0,500
0,0	0,219468	12:02:54	30		1027,1	0,471	0,500
0,0	0,219462	12:03:04	40		1027,1	0,453	0,500
0,0	0,219470	12:03:14	50		1027,1	0,477	0,500
0,0	0,219464	12:03:24	60		1027,1	0,459	0,500
30 - 20 minute creep difference:						0,138	0,158

- Notes:
- 1 Change (v) for creep: the observed indication minus the initial "load" indication (**) divided by the conversion factor, f.
 - 2 Determine the difference between the reading obtained at 20 minutes and the reading obtained at 30 minutes (see 5.3.1).
 - 3 Change (v) for DR: the initial indication (***) minus the initial "no load" indication (*) divided by the conversion factor, f.
 - 4 Absolute (not relative) time shall be recorded.

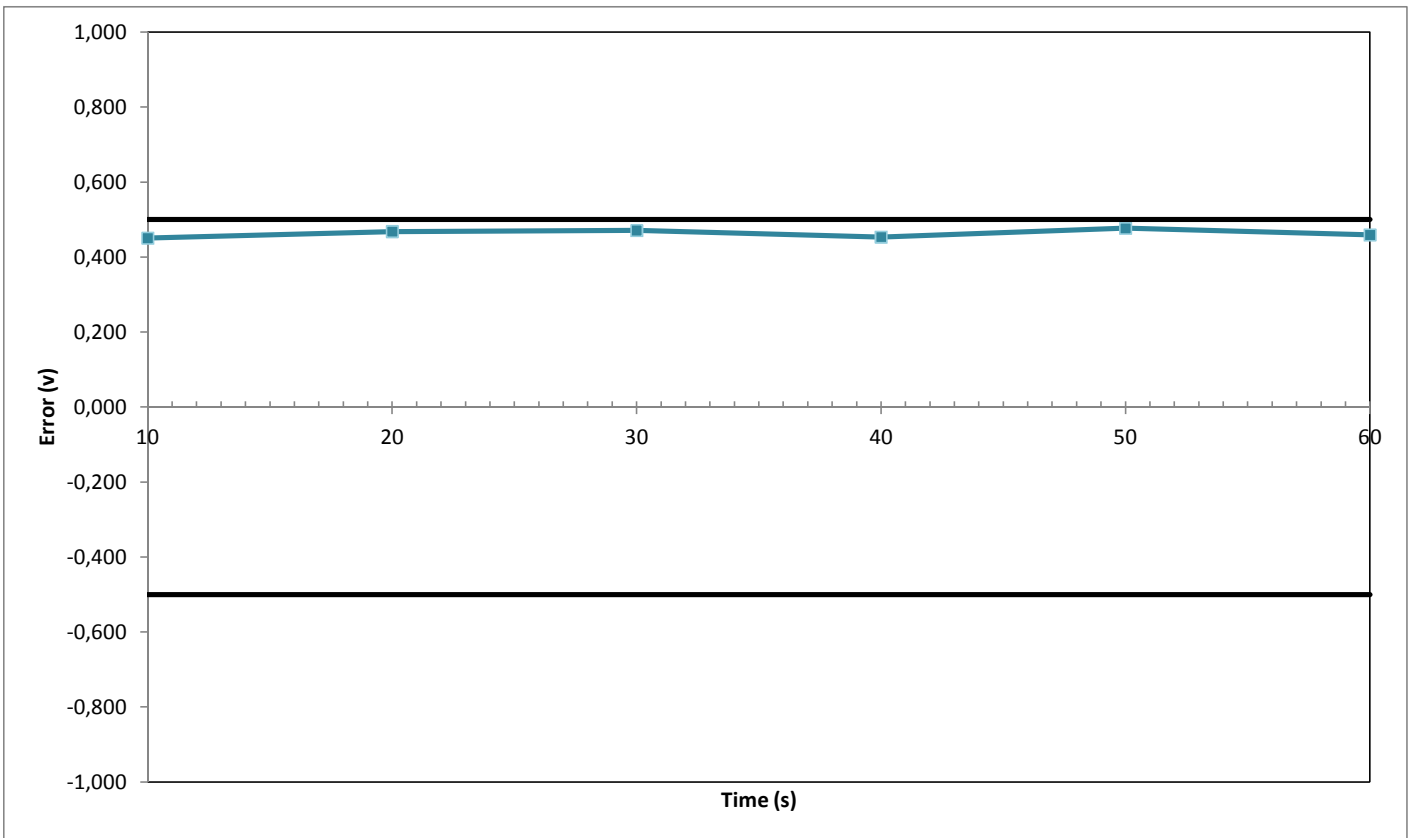
Passed Failed

Remarks:

D.5 Creep (CC) (diagram)



D.5 DR (CDR) (diagram)





D.6 Barometric pressure effects (CP)

Ref.: 5.5.2; A.4.4.

Application N°: 16200448
 Pattern designation: 563RS
 Evaluator: MMJ
 Date: 2016-06-13

	At start	At end	
Temp LC:	20,9	20,9	°C
Bar.pres:	1002,6	1002,6	hPa
Humidity:	52,9	52,9	%RH
Temp IND:	20,9	20,9	°C

Conversion factor, f: 0,000342

Pressure (hPa)	Indication mV/V	Time	Change (v)	Change (v _{min} /kPa)	mpc (v _{min} /kPa)
1001,2	0,006312	11:06:19	0,000	0,000	0,000
1011,2	0,006318	11:06:58	0,018	0,088	1,000

- Notes:
- 1 Change (v_{min} / kPa): the difference between the observed indication and the initial indication divided by the conversion factor, f.
 - 2 Although A.4.4 specifies a change of only 1 kPa for this test, additional measurements may be taken.
 - 3 Absolute (not relative) time shall be recorded.

Passed Failed

Remarks:

D.7 Humidity effects (CH or no mark)

Ref.: 5.5.3.1; A.4.5.

Application N°: 16200448
Pattern designation: 563RS
Evaluator: MMJ
Date (Before): 2016-07-18
Date (After): 2016-08-05

	At start	At end	
Temp LC:	20,5	20,7	°C
Bar.pres:	1023,3	1019,7	hPa
Humidity:	48,5	53,5	%RH
Chmbr. Temp(high):	40,0		°C
Chmbr. Temp(low):	25,0		°C
Humidity (high):	96,0		%RH
Humidity (low):	80,0		%RH
Temp LC:	20,5	20,7	°C
Bar.pres:	1023,3	1019,7	hPa
Humidity:	48,5	53,5	%RH

Test load kg	Before humidity test		After humidity test	
	Indication mV/V	Time	Indication mV/V	Time
0,0	0,005764	10:35:02	0,005438	12:05:04
10,0	2,056485	10:35:21	2,056442	12:05:21
0,0	0,005776	10:35:32	0,005603	12:05:34
10,0	2,056459	10:35:47	2,055981	12:05:48
0,0	0,005765	10:35:57	0,005581	12:06:01
10,0	2,056554	10:36:09	2,056169	12:06:16
0,0	0,005764	10:36:19	0,005578	12:06:29

Conversion factor, f:

Test load kg	Before Humidity test		After Humidity test		Change (v)	mpc (v)
	Indication mV/V	Time	Indication mV/V	Time		
0,0	0,005771	10:41:21	0,005732	12:11:34		
10,0	2,056437	10:41:41	2,056181	12:11:51		
0,0	0,005767	10:41:57	0,005757	12:12:04		
10,0	2,056283	10:42:15	2,056314	12:12:19		
0,0	0,005775	10:42:30	0,005736	12:12:34		
10,0	2,056300	10:42:43	2,056233	12:12:50		
0,0	0,005764	10:42:54	0,005710	12:13:02		
Avg. (α)	0,005771		0,005742		-0,086	240,000
Avg. (‡)	2,056340		2,056243			
Diff. (*)	2,050569		2,050501		-0,199	1,000

(α) Indications at minimum test load

(‡) Indications at maximum test load (see Note 3)

(*) Average, see 5.5.3.1 and C.2.7

- Notes:
- 1 This test is not necessary if the load cell is marked NH or SH.
 - 2 Change (v): the difference between the after indication and the before indication divided by the conversion factor, f.
 - 3 Use five test runs for classes A and B; use three test runs for classes C and D.
 - 4 Absolute (not relative) time shall be recorded.

Passed Failed

Remarks:

D.9 Marking requirements

Ref.: 4.6, 4.7.

Application N°: 16200448
Pattern designation: 563RS
Evaluator: MMJ
Date: 2016-08-15

R60 reference	Mandatory information	On load cell	In document	Passed
4.6.1	Accuracy class designation	+	+	X
4.6.2	Maximum number of load cell verification intervals, n_{max}	+	+	X
4.6.3	Loading designation (if necessary)	/	/	X
4.6.4	Working temperature designation	-	+	X
4.6.5.1	Humidity symbol "NH"	/	/	/
4.6.5.3	Humidity symbol "SH"	/	/	/
4.6.6.1, 4.7.1	Name or trademark of manufacturer (see Note 1)	+	+	X
4.6.6.1, 4.7.1	Manufacturer's own designation or load cell model (see Note 1)	+	+	X
4.6.6.1, 4.7.1	Serial number (see Note 1)	+	+	X
4.6.6.1	Year of manufacture	-	+	X
4.6.6.1	Minimum dead load, E_{min}	+	+	X
4.6.6.1, 4.7.1	Maximum capacity, E_{max} (see Note 1)	+	+	X
4.6.6.1	Safe load limit, E_{lim}	+	+	X
4.6.6.1	Minimum load cell verification interval (v_{min})	+	+	X
4.6.6.1	Other pertinent conditions	/	/	/
4.6.6.1	Apportionment factor, p_{LC} (if not equal to 0,7)	/	/	/
4.6.7	Standard classification	+	+	X
4.6.8	Multiple classifications	/	/	/
	Cable length on load cell or in document	-	+	X
	TC-number (see Note 1)	+	+	X

R60 reference	Non-mandatory additional information to be marked	On cell	In document	
4.6.5.2	Humidity symbol "CH"	-	-	X
4.6.6.2	Relative v_{minr} , Y	-	+	X
4.6.6.2	Relative DR, Z	-	+	X

Include references to the following:

- Documents supplied with load cells: 563RS-10kg calibration certificate.doc
- Diagrams showing markings on load cells: 563RS-10kg.bmp

- Notes:
- 1 Required both on load cell and in document.
 - 2 Indicate that the marking is present with a "+"
 - 3 Indicate that the marking is not present with a "-"
 - 4 Indicate that the marking is not applicable with a "/"

Passed

Failed

Remarks:

Annex A. NTEP test results

Application N°: 16200448
Pattern designation: 563RS

Type Evaluation Summary Table:

	Test temperature	Critical result	Tolerance	Result / Tolerance	Page number(s)
Load Cell Error	19,8 °C	0,164	0,350	0,47	33
Repeatability Error	19,9 °C	0,260	0,700	0,37	35
Temperature effect on Min. Dead Load Output	19,8 °C to 39,2 °C	0,348	0,700	0,50	36
Maximum Creep	-10,9 °C	0,401	1,050	0,38	38, 42, 46
20 - 30 minute Creep	-10,9 °C	0,138	0,158	0,87	38, 42, 46
Min. Load Output Return	-10,9 °C	0,568	0,830	0,68	39, 43, 47
Effect of Barometric Pressure	20,9 °C	0,044	1,000	0,04	50

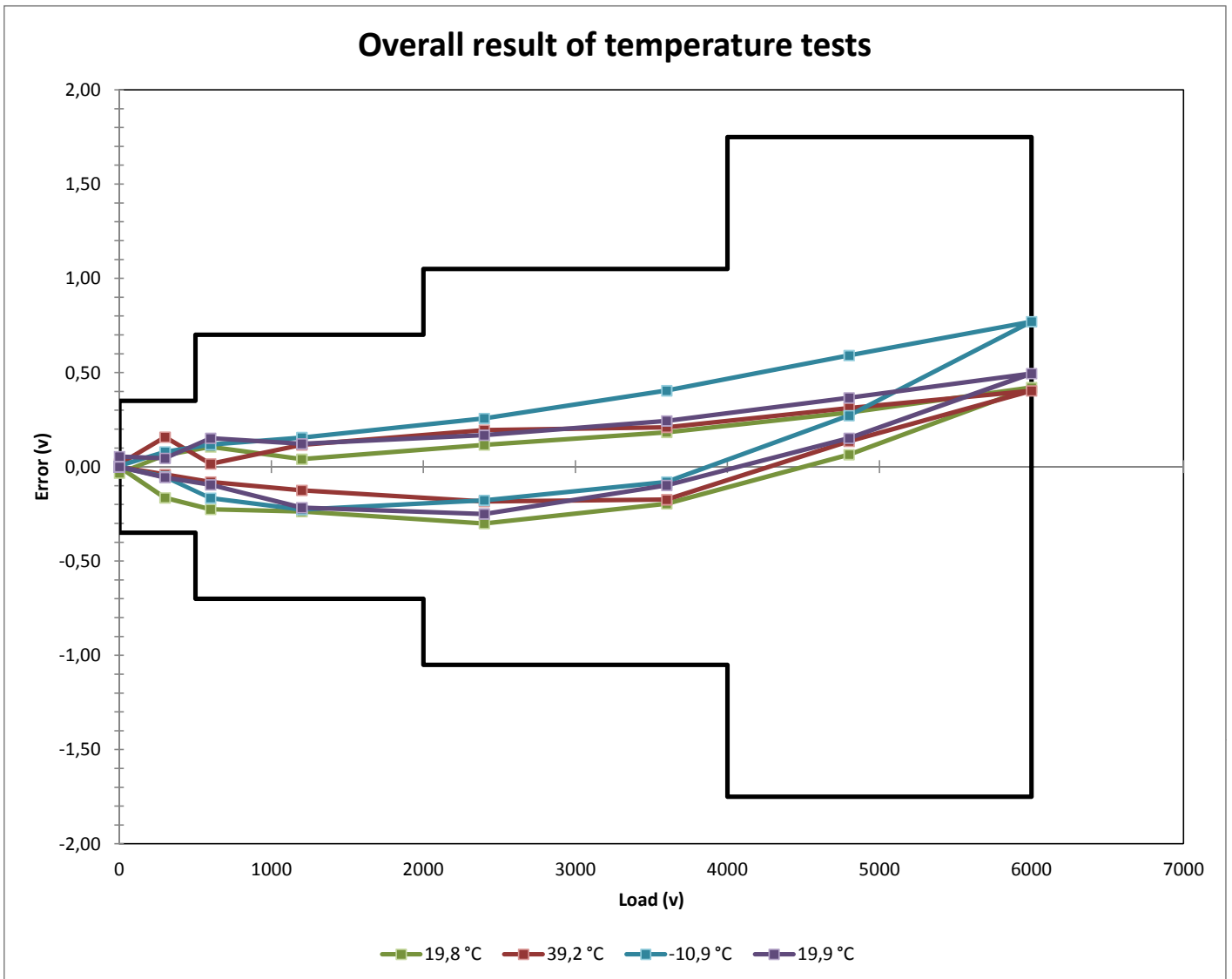
Notes:

The critical result is the test result that gives the greatest ratio of result-to-tolerance. There may be other errors of greater absolute value but that give smaller ratios of result-to-tolerance.

The critical ratio is the absolute value of the critical result divided by the tolerance. A ratio higher than 1.00 indicates that the load cell fails the test.

Tests	page	Passed	Failed	N.A.
D.1 Load test data (EL)	29			X
D.2 Load cell errors (EL) calculation	33	X		
D.3 Repeatability error (ER) calculation	35	X		
D.4 Temperature effects on MDLO (CM) calculation	36	X		
D.5 Creep (CC) and DR (CDR)	38	X		
D.6 Barometric pressure effects (CP)	50	X		
D.9 Marking requirements	51	X		

D.2 Load cell errors (EL) calculation (diagram)





D.4 Temperature effects on MDLO (CM) calculation

Application N°: 16200448
Pattern designation: 563RS
Evaluator: MMJ

Conversion factor, f:

Temperature °C	Date	(Average) indication mV/V	Change (C_M) (v / 5°C)	Change ($v_{min} / 5^\circ\text{C}$)	mpc ($v_{min} / 5^\circ\text{C}$)
19,8	2016-07-13	0,219495			
39,2	2016-07-14	0,219310	-0,139	-0,348	0,700
-10,9	2016-07-15	0,219359	-0,014	-0,036	0,700
19,9	2016-07-18	0,219490	0,062	0,156	0,700

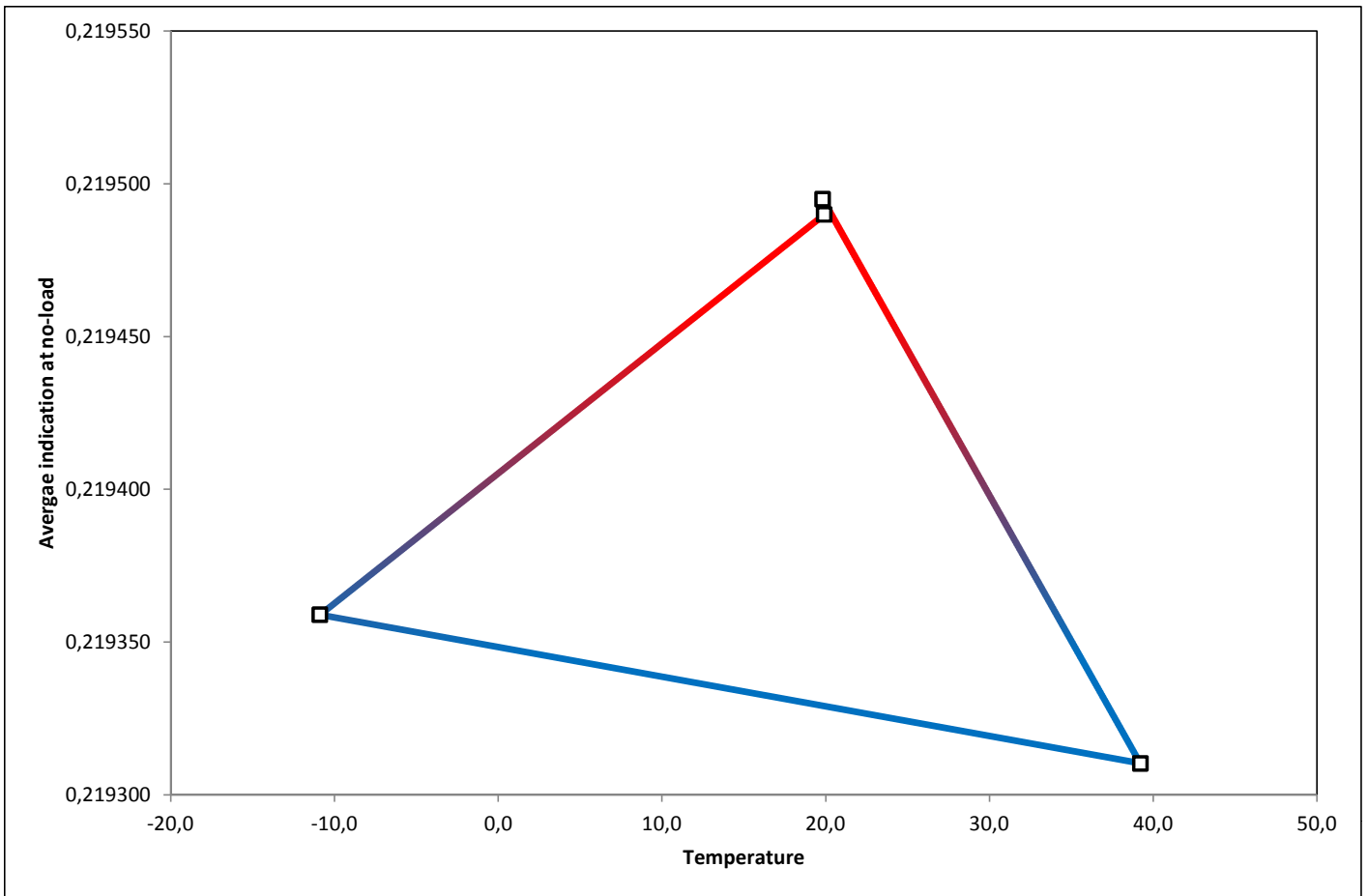
- Notes:
- 1 MDLO: minimum dead load output.
 - 2 Indication: the average initial minimum test load indication obtained from Table D.1.
 - 3 The maximum permissible change (mpc) allowed is: ($v_{min} / 5^\circ\text{C}$) for classes B, C, and D; ($v_{min} / 2^\circ\text{C}$) for class A.
 - 4 Change, C_M (v): the difference between the observed indications, and the indications at the prior temperature, divided by the conversion factor, f.

Passed

Failed

Remarks:

D.4 Temperature effects on MDLO (CM) calculation (diagram)





D.5 Creep (CC) and DR (CDR)

Application N°: 16200448
 Pattern designation: 563RS
 Evaluator: MMJ
 Date (Creep): 2016-07-13

Creep	
At start	At end
Temp LC: 19,7	19,7 °C
Bar.pres: 1015,3	1015,6 hPa
Humidity: 8,6	8,7 %RH
Temp IND: 21,3	21,4 °C

Conversion factor, f: 0,000342

Test load kg	Preloading (Creep):		Preloading (MDLOR):	
	Indication mV/V	Time	Indication mV/V	Time
0,0				
10,0				
0,0				
10,0				
0,0				
10,0				
0,0				

Test load kg	Indication mV/V	Time	Time after start (s)	Ref	Barometric Pressure (hPa)	Change (v)	mpc (v)
0,0	0,219466	12:37:55			1015,3		
10,0	2,270338	12:38:37	10	**	1015,3	0,000	1,050
10,0	2,270312	12:38:47	20		1015,3	-0,076	1,050
10,0	2,270313	12:38:57	30		1015,3	-0,073	1,050
10,0	2,270278	12:39:07	40		1015,3	-0,176	1,050
10,0	2,270309	12:39:17	50		1015,3	-0,085	1,050
10,0	2,270309	12:39:26	59		1015,3	-0,085	1,050
10,0	2,270326	12:40:27	120		1015,3	-0,035	1,050
10,0	2,270295	12:41:27	180		1015,3	-0,126	1,050
10,0	2,270291	12:42:27	240		1015,3	-0,138	1,050
10,0	2,270306	12:43:27	300		1015,3	-0,094	1,050
10,0	2,270287	12:44:27	360		1015,3	-0,149	1,050
10,0	2,270298	12:45:27	420		1015,4	-0,117	1,050
10,0	2,270315	12:46:26	479		1015,4	-0,067	1,050
10,0	2,270300	12:47:27	540		1015,4	-0,111	1,050
10,0	2,270332	12:48:27	600		1015,4	-0,018	1,050
10,0	2,270320	12:49:27	660		1015,4	-0,053	1,050
10,0	2,270313	12:50:27	720		1015,4	-0,073	1,050
10,0	2,270320	12:51:27	780		1015,4	-0,053	1,050
10,0	2,270347	12:52:27	840		1015,4	0,026	1,050
10,0	2,270321	12:53:26	899		1015,4	-0,050	1,050
10,0	2,270346	12:54:27	960		1015,4	0,023	1,050
10,0	2,270336	12:55:27	1020		1015,4	-0,006	1,050
10,0	2,270325	12:56:27	1080		1015,4	-0,038	1,050
10,0	2,270321	12:57:27	1140		1015,4	-0,050	1,050
10,0	2,270330	12:58:27	1200		1015,4	-0,023	1,050
10,0	2,270334	12:59:27	1260		1015,4	-0,012	1,050
10,0	2,270279	13:00:27	1320		1015,4	-0,173	1,050
10,0	2,270322	13:01:27	1380		1015,5	-0,047	1,050
10,0	2,270325	13:02:27	1440		1015,5	-0,038	1,050
10,0	2,270333	13:03:27	1500		1015,5	-0,015	1,050
10,0	2,270346	13:04:27	1560		1015,5	0,023	1,050
10,0	2,270335	13:05:27	1620		1015,5	-0,009	1,050
10,0	2,270363	13:06:27	1680		1015,5	0,073	1,050
10,0	2,270344	13:07:27	1740		1015,5	0,018	1,050
10,0	2,270362	13:08:27	1800		1015,5	0,070	1,050
30 - 20 minute creep difference:						0,094	0,158 *

Passed

Failed



D.5 Creep (CC) and DR (CDR)

Application N°: 16200448
 Pattern designation: 563RS
 Evaluator: MMJ
 Date (MDLOR): 2016-07-13

MDLOR	
At start	At end
19,7	19,7
1015,6	1015,6
8,7	8,7
21,4	21,4

Temp LC: °C
 Bar.pres: hPa
 Humidity: %RH
 Temp IND: °C

Conversion factor, f: 0,000342

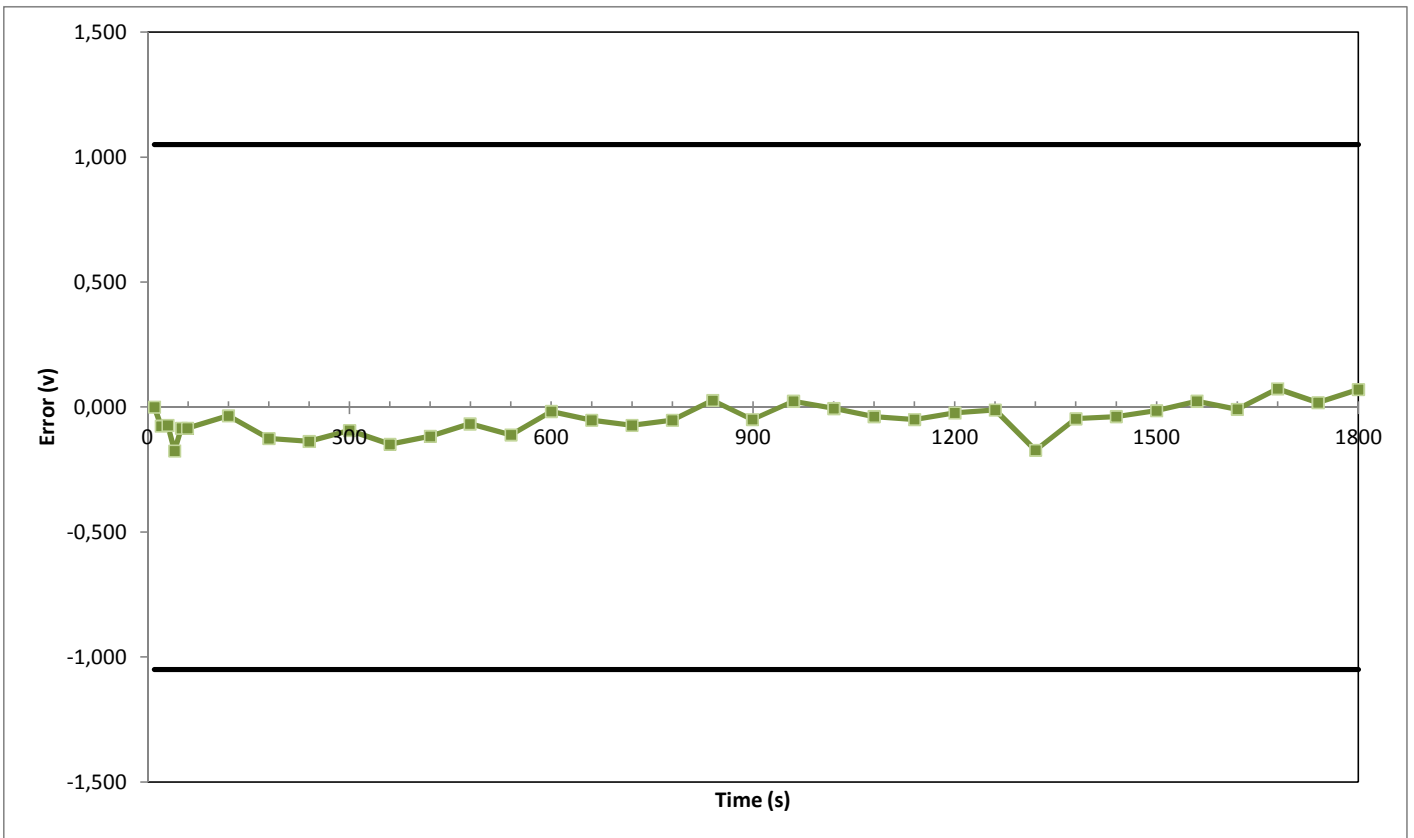
Test load kg	Preloading (Creep):		Preloading (MDLOR):	
	Indication mV/V	Time	Indication mV/V	Time
0,0				
10,0				
0,0				
10,0				
0,0				
10,0				
0,0				

Test load kg	Indication mV/V	Time	Time after start (s)	Ref	Barometric Pressure (hPa)	Change (v)	mpc (v)
0,0	0,219466	12:37:55			1015,3		
0,0	0,219432	13:09:00	10	***	1015,6	-0,099	0,830
0,0	0,219473	13:09:10	20		1015,6	0,020	0,830
0,0	0,219522	13:09:20	30		1015,6	0,164	0,830
0,0	0,219474	13:09:30	40		1015,6	0,023	0,830
0,0	0,219541	13:09:40	50		1015,6	0,219	0,830
0,0	0,219488	13:09:50	60		1015,6	0,064	0,830
0,0	0,219511	13:10:50	120		1015,6	0,132	0,830
0,0	0,219502	13:11:50	180		1015,6	0,105	0,830
0,0	0,219497	13:12:50	240		1015,6	0,091	0,830
0,0	0,219491	13:13:50	300		1015,6	0,073	0,830
0,0	0,219481	13:14:50	360		1015,6	0,044	0,830
0,0	0,219454	13:15:50	420		1015,6	-0,035	0,830
0,0	0,219454	13:16:50	480		1015,6	-0,035	0,830
0,0	0,219487	13:17:50	540		1015,6	0,061	0,830
0,0	0,219468	13:18:50	600		1015,6	0,006	0,830
0,0	0,219489	13:19:50	660		1015,6	0,067	0,830
0,0	0,219475	13:20:50	720		1015,6	0,026	0,830
0,0	0,219485	13:21:50	780		1015,6	0,056	0,830
0,0	0,219457	13:22:50	840		1015,6	-0,026	0,830
0,0	0,219482	13:23:50	900		1015,6	0,047	0,830
0,0	0,219453	13:24:50	960		1015,6	-0,038	0,830
0,0	0,219484	13:25:50	1020		1015,6	0,053	0,830
0,0	0,219458	13:26:50	1080		1015,6	-0,023	0,830
0,0	0,219481	13:27:50	1140		1015,6	0,044	0,830
0,0	0,219459	13:28:50	1200		1015,6	-0,020	0,830
0,0	0,219467	13:29:50	1260		1015,6	0,003	0,830
0,0	0,219474	13:30:50	1320		1015,6	0,023	0,830
0,0	0,219491	13:31:49	1379		1015,6	0,073	0,830
0,0	0,219459	13:32:50	1440		1015,6	-0,020	0,830
0,0	0,219461	13:33:50	1500		1015,6	-0,015	0,830
0,0	0,219470	13:34:50	1560		1015,6	0,012	0,830
0,0	0,219455	13:35:50	1620		1015,6	-0,032	0,830
0,0	0,219438	13:36:50	1680		1015,6	-0,082	0,830
0,0	0,219481	13:37:50	1740		1015,6	0,044	0,830
0,0	0,219462	13:38:49	1799		1015,6	-0,012	0,830

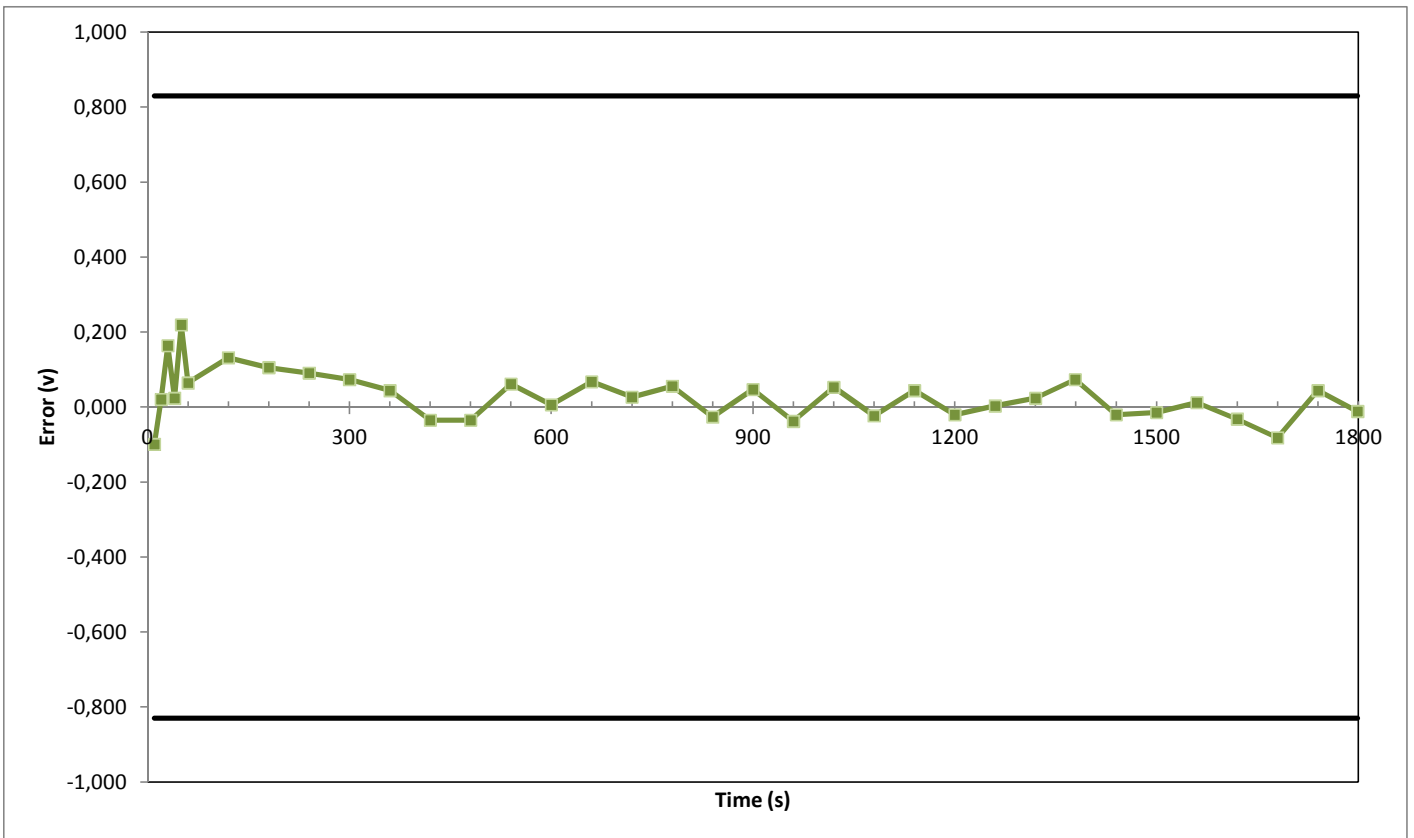
Passed

Failed

D.5 Creep (CC) (diagram)



D.5 DR (CDR) (diagram)





D.5 Creep (CC) and DR (CDR)

Application N°: 16200448
 Pattern designation: 563RS
 Evaluator: MMJ
 Date (Creep): 2016-07-14

Creep	
At start	At end
Temp LC: 39,2	39,2 °C
Bar.pres: 1023,0	1023,3 hPa
Humidity: 6,9	6,7 %RH
Temp IND: 21,6	21,4 °C

Conversion factor, f: 0,000342

Test load kg	Preloading (Creep):		Preloading (MDLOR):	
	Indication mV/V	Time	Indication mV/V	Time
0,0				
10,0				
0,0				
10,0				
0,0				
10,0				
0,0				

Test load kg	Indication mV/V	Time	Time after start (s)	Ref	Barometric Pressure (hPa)	Change (v)	mpc (v)
0,0	0,219338	14:52:33			1023,0		
10,0	2,270165	14:52:54	10	**	1023,0	0,000	1,050
10,0	2,270113	14:53:04	20		1023,0	-0,152	1,050
10,0	2,270165	14:53:14	30		1023,0	0,000	1,050
10,0	2,270159	14:53:24	40		1023,0	-0,018	1,050
10,0	2,270167	14:53:34	50		1023,0	0,006	1,050
10,0	2,270179	14:53:44	60		1023,0	0,041	1,050
10,0	2,270169	14:54:44	120		1023,0	0,012	1,050
10,0	2,270186	14:55:44	180		1023,0	0,061	1,050
10,0	2,270186	14:56:44	240		1023,0	0,061	1,050
10,0	2,270187	14:57:44	300		1023,0	0,064	1,050
10,0	2,270178	14:58:44	360		1023,0	0,038	1,050
10,0	2,270195	14:59:44	420		1023,0	0,088	1,050
10,0	2,270182	15:00:44	480		1023,1	0,050	1,050
10,0	2,270171	15:01:44	540		1023,1	0,018	1,050
10,0	2,270152	15:02:44	600		1023,1	-0,038	1,050
10,0	2,270144	15:03:44	660		1023,1	-0,061	1,050
10,0	2,270175	15:04:44	720		1023,1	0,029	1,050
10,0	2,270172	15:05:44	780		1023,1	0,020	1,050
10,0	2,270167	15:06:44	840		1023,1	0,006	1,050
10,0	2,270158	15:07:44	900		1023,1	-0,020	1,050
10,0	2,270200	15:08:43	959		1023,1	0,102	1,050
10,0	2,270178	15:09:44	1020		1023,2	0,038	1,050
10,0	2,270174	15:10:44	1080		1023,2	0,026	1,050
10,0	2,270193	15:11:44	1140		1023,2	0,082	1,050
10,0	2,270203	15:12:44	1200		1023,2	0,111	1,050
10,0	2,270195	15:13:44	1260		1023,2	0,088	1,050
10,0	2,270165	15:14:44	1320		1023,2	0,000	1,050
10,0	2,270196	15:15:43	1379		1023,2	0,091	1,050
10,0	2,270178	15:16:44	1440		1023,2	0,038	1,050
10,0	2,270173	15:17:44	1500		1023,2	0,023	1,050
10,0	2,270188	15:18:44	1560		1023,3	0,067	1,050
10,0	2,270180	15:19:44	1620		1023,3	0,044	1,050
10,0	2,270179	15:20:44	1680		1023,3	0,041	1,050
10,0	2,270187	15:21:44	1740		1023,3	0,064	1,050
10,0	2,270210	15:22:44	1800		1023,3	0,132	1,050
30 - 20 minute creep difference:						0,020	0,158 *

Passed

Failed



D.5 Creep (CC) and DR (CDR)

Application N°: 16200448
 Pattern designation: 563RS
 Evaluator: MMJ
 Date (MDLOR): 2016-07-14

MDLOR	
At start	At end
39,2	39,2
1023,3	1023,5
6,7	6,7
21,4	21,2

Temp LC: °C
 Bar.pres: hPa
 Humidity: %RH
 Temp IND: °C

Conversion factor, f: 0,000342

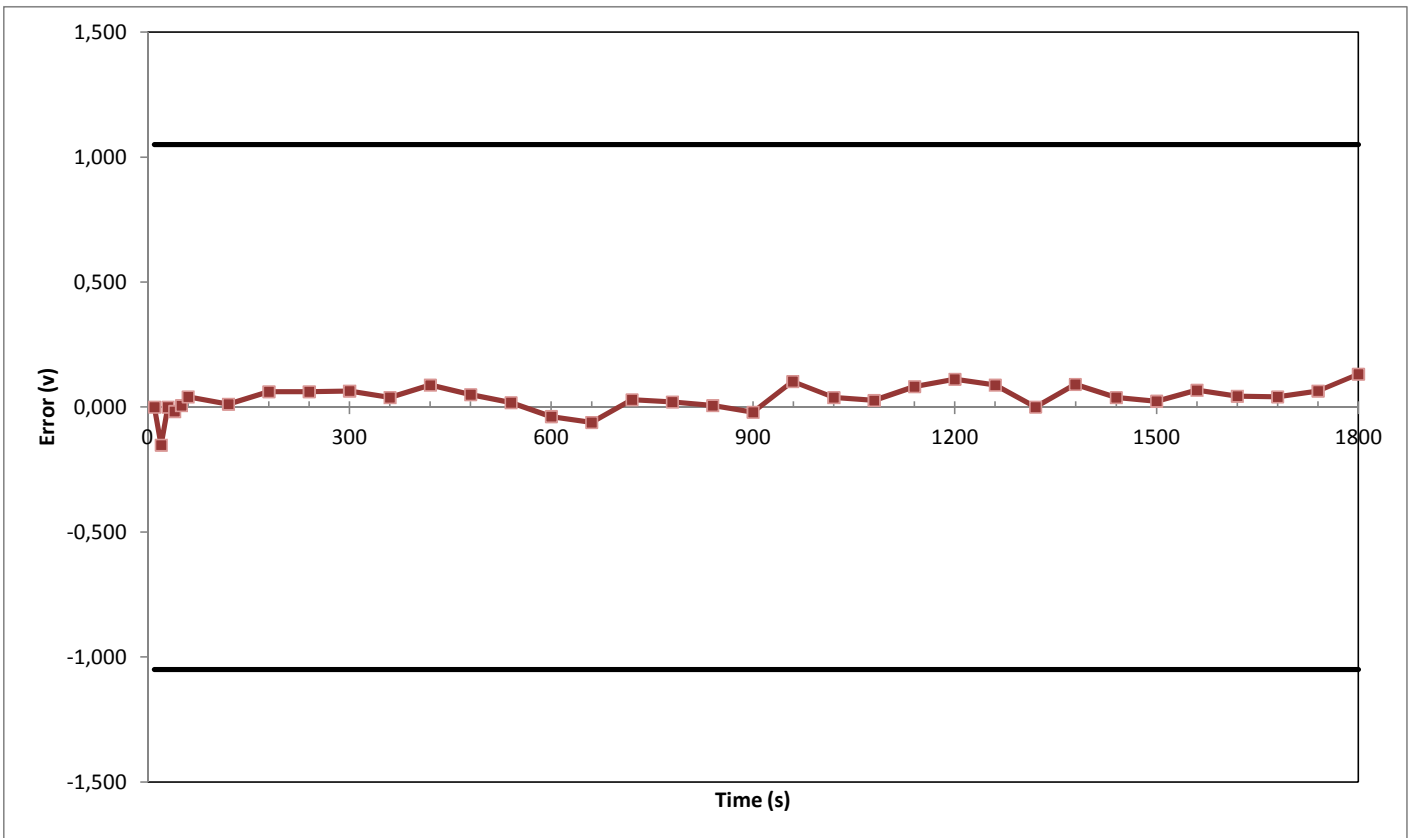
Test load kg	Preloading (Creep):		Preloading (MDLOR):	
	Indication mV/V	Time	Indication mV/V	Time
0,0				
10,0				
0,0				
10,0				
0,0				
10,0				
0,0				

Test load kg	Indication mV/V	Time	Time after start (s)	Ref	Barometric Pressure (hPa)	Change (v)	mpc (v)
0,0	0,219338	14:52:33			1023,0		
0,0	0,219301	15:23:12	10	***	1023,3	-0,108	0,830
0,0	0,219320	15:23:23	21		1023,3	-0,053	0,830
0,0	0,219300	15:23:33	31		1023,3	-0,111	0,830
0,0	0,219331	15:23:43	41		1023,3	-0,020	0,830
0,0	0,219345	15:23:53	51		1023,3	0,020	0,830
0,0	0,219338	15:24:03	61		1023,3	0,000	0,830
0,0	0,219332	15:25:03	121		1023,3	-0,018	0,830
0,0	0,219331	15:26:03	181		1023,4	-0,020	0,830
0,0	0,219358	15:27:03	241		1023,4	0,059	0,830
0,0	0,219308	15:28:03	301		1023,4	-0,088	0,830
0,0	0,219365	15:29:03	361		1023,4	0,079	0,830
0,0	0,219339	15:30:02	420		1023,4	0,003	0,830
0,0	0,219345	15:31:03	481		1023,4	0,020	0,830
0,0	0,219335	15:32:03	541		1023,4	-0,009	0,830
0,0	0,219344	15:33:03	601		1023,4	0,018	0,830
0,0	0,219353	15:34:03	661		1023,4	0,044	0,830
0,0	0,219359	15:35:03	721		1023,4	0,061	0,830
0,0	0,219348	15:36:03	781		1023,4	0,029	0,830
0,0	0,219305	15:37:03	841		1023,4	-0,097	0,830
0,0	0,219369	15:38:03	901		1023,4	0,091	0,830
0,0	0,219363	15:39:03	961		1023,4	0,073	0,830
0,0	0,219342	15:40:03	1021		1023,4	0,012	0,830
0,0	0,219321	15:41:03	1081		1023,4	-0,050	0,830
0,0	0,219326	15:42:03	1141		1023,4	-0,035	0,830
0,0	0,219323	15:43:03	1201		1023,4	-0,044	0,830
0,0	0,219350	15:44:03	1261		1023,4	0,035	0,830
0,0	0,219336	15:45:03	1321		1023,5	-0,006	0,830
0,0	0,219336	15:46:03	1381		1023,5	-0,006	0,830
0,0	0,219340	15:47:03	1441		1023,5	0,006	0,830
0,0	0,219350	15:48:03	1501		1023,5	0,035	0,830
0,0	0,219350	15:49:03	1561		1023,5	0,035	0,830
0,0	0,219341	15:50:03	1621		1023,5	0,009	0,830
0,0	0,219362	15:51:03	1681		1023,5	0,070	0,830
0,0	0,219359	15:52:03	1741		1023,5	0,061	0,830
0,0	0,219360	15:53:03	1801		1023,5	0,064	0,830

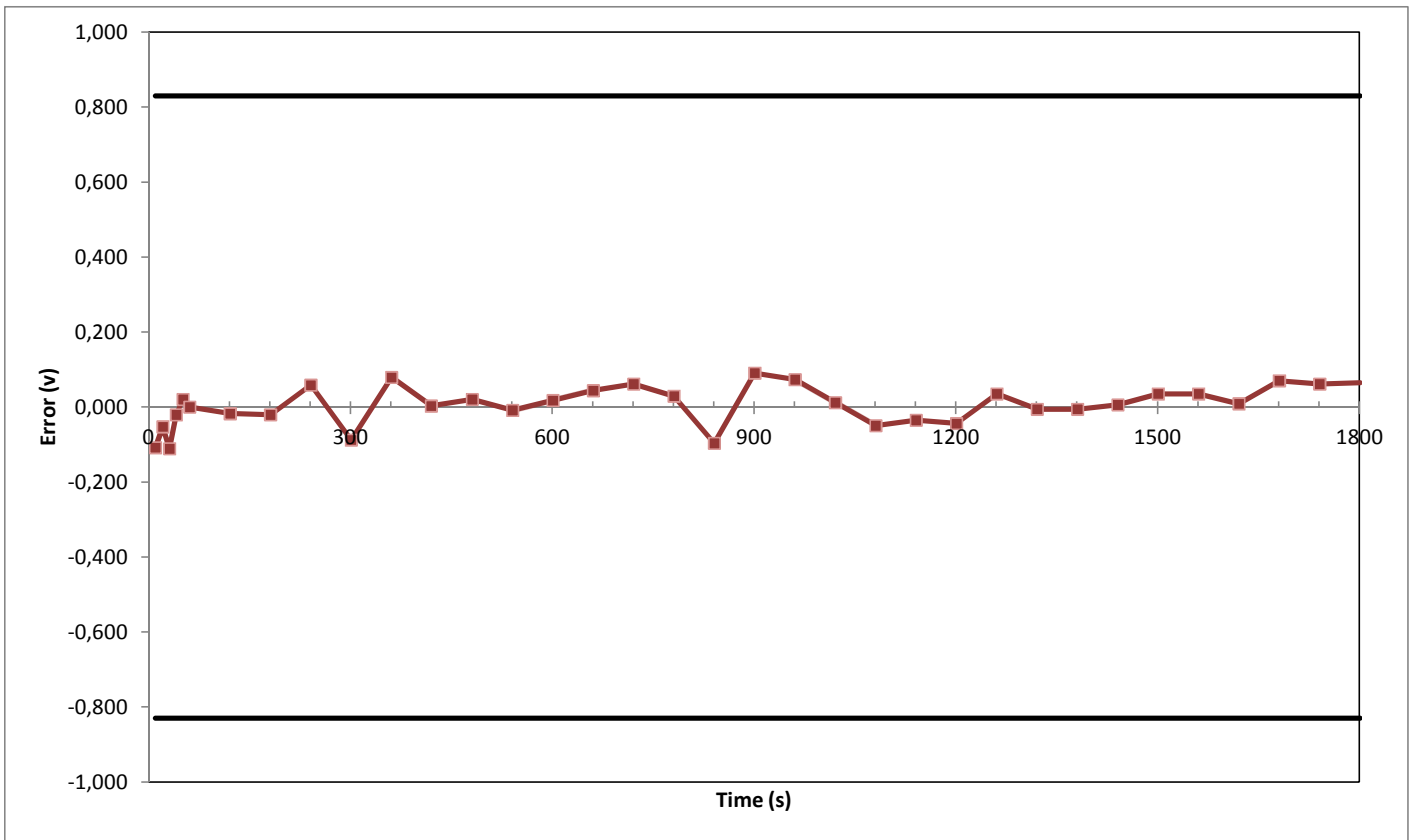
Passed

Failed

D.5 Creep (CC) (diagram)



D.5 DR (CDR) (diagram)





D.5 Creep (CC) and DR (CDR)

Application N°: 16200448
 Pattern designation: 563RS
 Evaluator: MMJ
 Date (Creep): 2016-07-15

Creep	
At start	At end
Temp LC: -10,9	-10,9 °C
Bar.pres: 1027,3	1027,1 hPa
Humidity: 11,3	11,3 %RH
Temp IND: 20,5	20,8 °C

Conversion factor, f: 0,000342

Test load kg	Preloading (Creep):		Preloading (MDLOR):	
	Indication mV/V	Time	Indication mV/V	Time
0,0				
10,0				
0,0				
10,0				
0,0				
10,0				
0,0				

Test load kg	Indication mV/V	Time	Time after start (s)	Ref	Barometric Pressure (hPa)	Change (v)	mpc (v)
0,0	0,219307	11:31:39			1027,3		
10,0	2,270373	11:32:17	10	**	1027,3	0,000	1,050
10,0	2,270408	11:32:27	20		1027,3	0,102	1,050
10,0	2,270412	11:32:37	30		1027,3	0,114	1,050
10,0	2,270405	11:32:47	40		1027,3	0,094	1,050
10,0	2,270409	11:32:57	50		1027,3	0,105	1,050
10,0	2,270433	11:33:07	60		1027,3	0,176	1,050
10,0	2,270445	11:34:07	120		1027,3	0,211	1,050
10,0	2,270416	11:35:07	180		1027,3	0,126	1,050
10,0	2,270429	11:36:07	240		1027,2	0,164	1,050
10,0	2,270439	11:37:07	300		1027,2	0,193	1,050
10,0	2,270425	11:38:07	360		1027,2	0,152	1,050
10,0	2,270437	11:39:07	420		1027,2	0,187	1,050
10,0	2,270413	11:40:07	480		1027,2	0,117	1,050
10,0	2,270437	11:41:07	540		1027,2	0,187	1,050
10,0	2,270464	11:42:07	600		1027,2	0,266	1,050
10,0	2,270449	11:43:07	660		1027,2	0,222	1,050
10,0	2,270479	11:44:06	719		1027,2	0,310	1,050
10,0	2,270441	11:45:07	780		1027,2	0,199	1,050
10,0	2,270440	11:46:07	840		1027,2	0,196	1,050
10,0	2,270443	11:47:07	900		1027,2	0,205	1,050
10,0	2,270479	11:48:07	960		1027,2	0,310	1,050
10,0	2,270491	11:49:07	1020		1027,2	0,345	1,050
10,0	2,270480	11:50:07	1080		1027,2	0,313	1,050
10,0	2,270478	11:51:06	1139		1027,2	0,307	1,050
10,0	2,270463	11:52:07	1200		1027,1	0,263	1,050
10,0	2,270471	11:53:07	1260		1027,1	0,287	1,050
10,0	2,270469	11:54:07	1320		1027,1	0,281	1,050
10,0	2,270487	11:55:07	1380		1027,1	0,334	1,050
10,0	2,270479	11:56:07	1440		1027,1	0,310	1,050
10,0	2,270474	11:57:07	1500		1027,1	0,295	1,050
10,0	2,270498	11:58:07	1560		1027,1	0,366	1,050
10,0	2,270473	11:59:07	1620		1027,1	0,293	1,050
10,0	2,270471	12:00:07	1680		1027,1	0,287	1,050
10,0	2,270494	12:01:07	1740		1027,1	0,354	1,050
10,0	2,270510	12:02:07	1800		1027,1	0,401	1,050
30 - 20 minute creep difference:						0,138	0,158 *

Passed

Failed



D.5 Creep (CC) and DR (CDR)

Application N°: 16200448
 Pattern designation: 563RS
 Evaluator: MMJ
 Date (MDLOR): 2016-07-15

MDLOR	
At start	At end
-10,9	-10,9
1027,1	1027,1
11,3	11,3
20,8	21,2

Temp LC: °C
 Bar.pres: hPa
 Humidity: %RH
 Temp IND: °C

Conversion factor, f: 0,000342

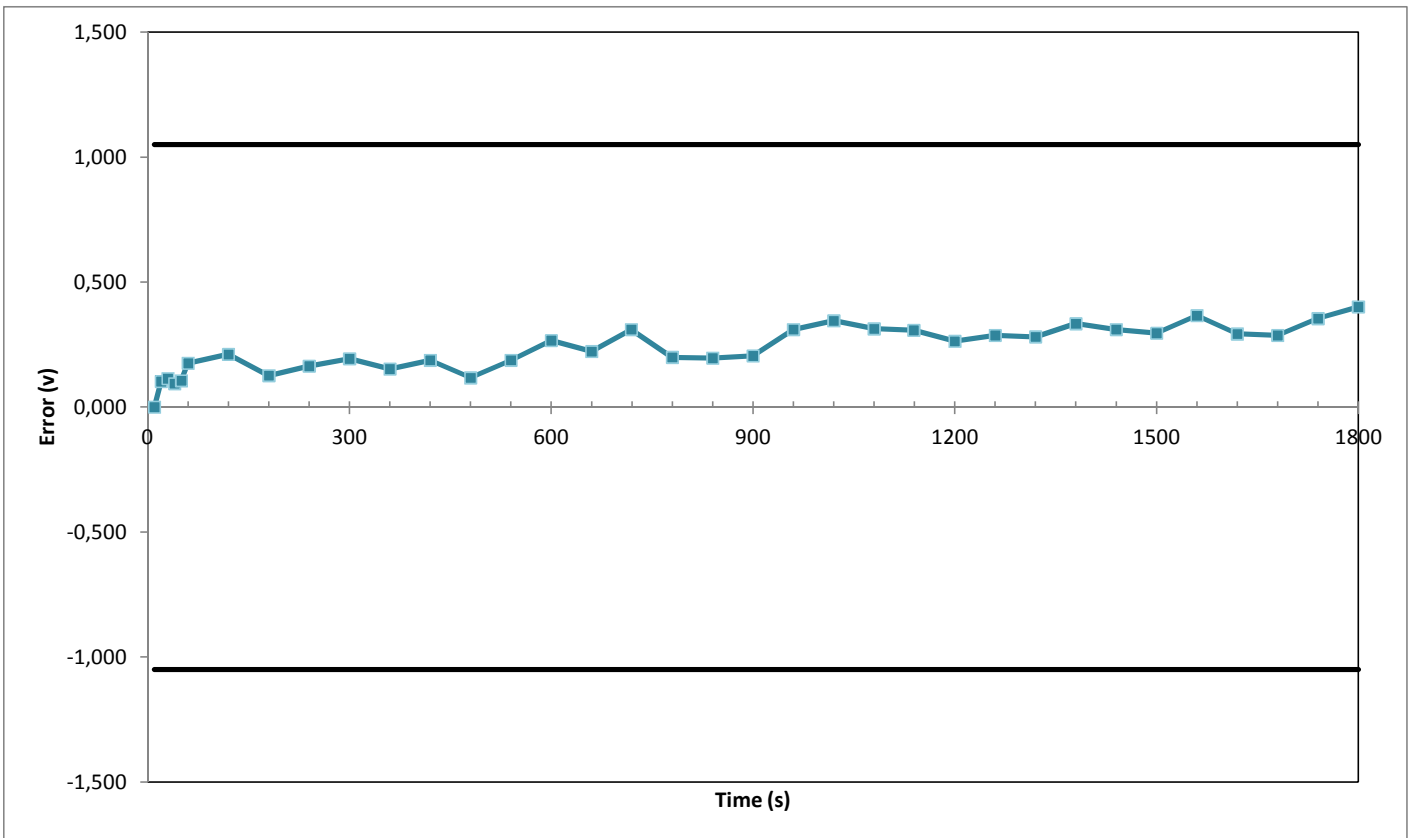
Test load kg	Preloading (Creep):		Preloading (MDLOR):	
	Indication mV/V	Time	Indication mV/V	Time
0,0				
10,0				
0,0				
10,0				
0,0				
10,0				
0,0				

Test load kg	Indication mV/V	Time	Time after start (s)	Ref	Barometric Pressure (hPa)	Change (v)	mpc (v)
0,0	0,219307	11:31:39			1027,3		
0,0	0,219461	12:02:34	10	***	1027,1	0,451	0,830
0,0	0,219467	12:02:44	20		1027,1	0,468	0,830
0,0	0,219468	12:02:54	30		1027,1	0,471	0,830
0,0	0,219462	12:03:04	40		1027,1	0,453	0,830
0,0	0,219470	12:03:14	50		1027,1	0,477	0,830
0,0	0,219464	12:03:24	60		1027,1	0,459	0,830
0,0	0,219476	12:04:24	120		1027,1	0,494	0,830
0,0	0,219464	12:05:24	180		1027,1	0,459	0,830
0,0	0,219501	12:06:23	239		1027,1	0,568	0,830
0,0	0,219494	12:07:24	300		1027,1	0,547	0,830
0,0	0,219450	12:08:24	360		1027,1	0,418	0,830
0,0	0,219471	12:09:24	420		1027,1	0,480	0,830
0,0	0,219483	12:10:24	480		1027,1	0,515	0,830
0,0	0,219470	12:11:24	540		1027,1	0,477	0,830
0,0	0,219469	12:12:24	600		1027,1	0,474	0,830
0,0	0,219428	12:13:23	659		1027,1	0,354	0,830
0,0	0,219447	12:14:24	720		1027,1	0,410	0,830
0,0	0,219462	12:15:24	780		1027,1	0,453	0,830
0,0	0,219439	12:16:24	840		1027,1	0,386	0,830
0,0	0,219478	12:17:24	900		1027,1	0,500	0,830
0,0	0,219466	12:18:24	960		1027,1	0,465	0,830
0,0	0,219456	12:19:24	1020		1027,1	0,436	0,830
0,0	0,219462	12:20:23	1079		1027,1	0,453	0,830
0,0	0,219466	12:21:24	1140		1027,1	0,465	0,830
0,0	0,219481	12:22:24	1200		1027,1	0,509	0,830
0,0	0,219469	12:23:24	1260		1027,1	0,474	0,830
0,0	0,219481	12:24:24	1320		1027,1	0,509	0,830
0,0	0,219458	12:25:24	1380		1027,1	0,442	0,830
0,0	0,219452	12:26:24	1440		1027,1	0,424	0,830
0,0	0,219459	12:27:24	1500		1027,1	0,445	0,830
0,0	0,219457	12:28:24	1560		1027,1	0,439	0,830
0,0	0,219464	12:29:24	1620		1027,1	0,459	0,830
0,0	0,219480	12:30:24	1680		1027,1	0,506	0,830
0,0	0,219470	12:31:24	1740		1027,1	0,477	0,830
0,0	0,219468	12:32:24	1800		1027,1	0,471	0,830

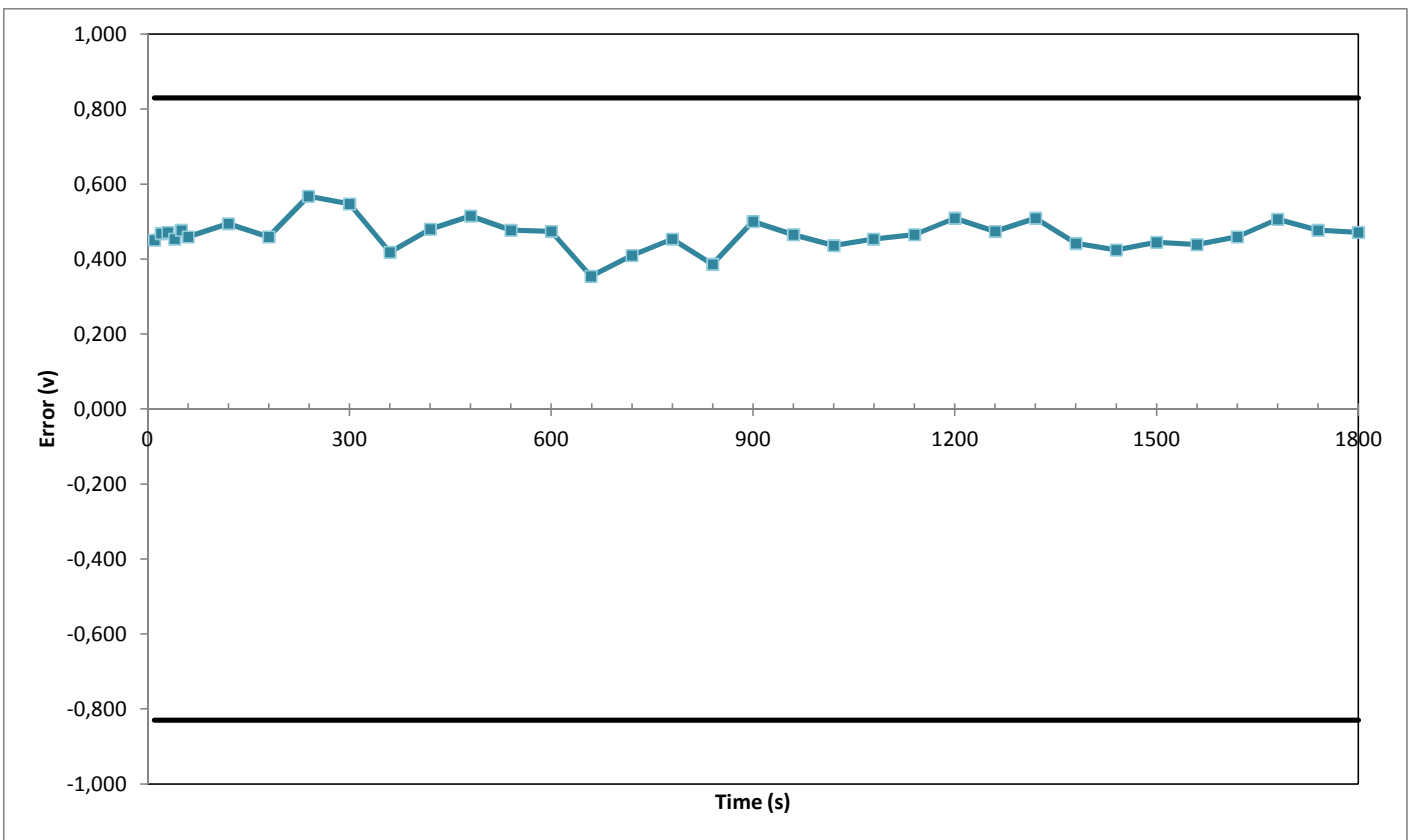
Passed

Failed

D.5 Creep (CC) (diagram)



D.5 DR (CDR) (diagram)





D.6 Barometric pressure effects (CP)

Application N°: 16200448
 Pattern designation: 563RS
 Evaluator: MMJ
 Date: 2016-06-13

	At start	At end	
Temp LC:	20,9	20,9	°C
Bar.pres:	1002,6	1002,6	hPa
Humidity:	52,9	52,9	%RH
Temp IND:	20,9	20,9	°C

Conversion factor, f:

Pressure (hPa)	Indication mV/V	Time	Change (v)	Change (v _{min} /kPa)	mpc (v _{min} /kPa)
1001,2	0,006312	11:06:19	0,000	0,000	0,000
1011,2	0,006318	11:06:58	0,018	0,044	1,000

- Notes:
- 1 Change (v_{min} / kPa): the difference between the observed indication and the initial indication divided by the conversion factor, f.
 - 2 Although A.4.4 specifies a change of only 1 kPa for this test, additional measurements may be taken.
 - 3 Absolute (not relative) time shall be recorded.

Passed Failed

Remarks:

D.9 Marking requirements

Application N°: 16200448
 Pattern designation: 563RS
 Evaluator: MMJ
 Date: 2016-08-15

R60 reference	Mandatory information	On load cell	In document	Passed
4.6.1	Accuracy class designation	+	+	X
4.6.2	Maximum number of load cell verification intervals, n_{max}	+	+	X
4.6.3	Loading designation (if necessary)	/	/	X
4.6.4	Working temperature designation	-	+	X
4.6.5.1	Humidity symbol "NH"	/	/	/
4.6.5.3	Humidity symbol "SH"	/	/	/
4.6.6.1, 4.7.1	Name or trademark of manufacturer (see Note 1)	+	+	X
4.6.6.1, 4.7.1	Manufacturer's own designation or load cell model (see Note 1)	+	+	X
4.6.6.1, 4.7.1	Serial number (see Note 1)	+	+	X
4.6.6.1	Year of manufacture	-	+	X
4.6.6.1	Minimum dead load, E_{min}	+	+	X
4.6.6.1, 4.7.1	Maximum capacity, E_{max} (see Note 1)	+	+	X
4.6.6.1	Safe load limit, E_{lim}	+	+	X
4.6.6.1	Minimum load cell verification interval (v_{min})	+	+	X
4.6.6.1	Other pertinent conditions	/	/	/
4.6.6.1	Apportionment factor, p_{LC} (if not equal to 0,7)	/	/	/
4.6.7	Standard classification	+	+	X
4.6.8	Multiple classifications	/	/	/
	Cable length on load cell or in document	-	+	X
	TC-number (see Note 1)	+	+	X

R60 reference	Non-mandatory additional information to be marked	On load cell	In document	Passed
4.6.5.2	Humidity symbol "CH"	-	-	X
4.6.6.2	Relative v_{minr} , Y	-	+	X
4.6.6.2	Relative DR, Z	-	+	X

Additional NTEP requirements:

NTEP reference	Mandatory information	On load cell	In document	Passed
1.2	The Model designation shall be prefaced by "Model", "Mod", "Mod.", "Type," or "Pattern"	+	+	X
1.4 and 1.5	Serial number shall be prefaced by "Serial Number", "S/N", "SN", "Ser. No" or "S No."	+	+	X
1.6	The NTEP Certificate of Conformance (CC) Number	+	+	X
	These terms may be followed by the term "Number", "N", "No" or "No."	/	/	/
1.7	The information must be permanently attached to the device	+	/	X
1.8	Identifying information shall be so located that it is readily observable without the necessity of the disassembly of a part requiring the use of any means separate from the device.	+	/	X
1.20	All markings must be clear and easily readable	+	+	X
1.21	The lettering for all markings must be permanent	+	+	X
1.22	Markings on a badge or decal: the badge or decal must be durable (note 5)	+	/	X

- Notes:
- 1 Required both on load cell and in document.
 - 2 Indicate that the marking is present with a "+"
 - 3 Indicate that the marking is not present with a "-"
 - 4 Indicate that the marking is not applicable with a "/"
 - 5 Durable: difficult to remove at all temperatures

Passed

Failed