


Heavy Duty Floor Scale, Mild Steel

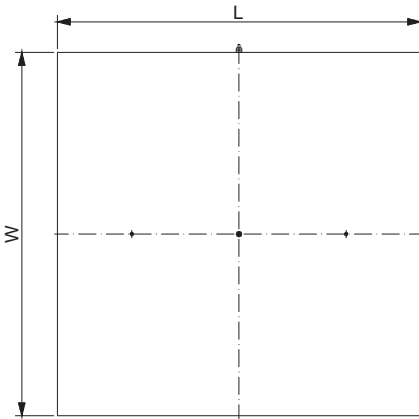
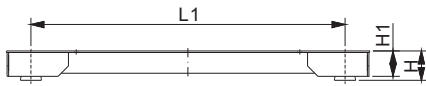


Features:

- Super heavy duty industrial design
- 6mm thick rigid steel channel frame
- Pre-trimmed corners
- Threaded eyebolt holes for easy lifting

Complete Set Includes:

- IP67 alloy steel load cells 563YH, OIML MAA & NTEP certified
- 4 heavy duty swivel mild steel feet AMF-F-3/4 or AMF-F-M18 with removable rubber base
- 2 eyebolts
- 1 IP67 aluminum junction box J04EA-16
- 1 level bubble



DIMENSIONS

PLATFORM SIZE	H	H1	L	L1	W	W1
mm						
FSP4X4-HD	126-149	86.0	1219.0	1054.0	1219.0	1054.0
FSP4X4-GH	126-149	86.0	1219.0	1054.0	1219.0	1054.0
inches						
FSP4X4-HD	4.96-5.87	3.39	47.99	41.50	47.99	41.50
FSP4X4-GH	4.96-5.87	3.39	47.99	41.50	47.99	41.50

DIMENSIONS

PART NUMBER	RATED CAPACITY	DIVISION	LOAD CELL CAPACITY	SIZE IN INCHES (W x L x H)	WEIGHT	DECK PLATE THICKNESS
Painted Mild Steel						
FSP4x4-2.5t-HD	2.5t	0.5kg	563YH-LE1.5t	48" x 48" x 4"	190kg/419lb	0.24" / 6mm
FSP4x4-5t-HD	5t	1kg	563YH-2.5t	48" x 48" x 4"	190kg/419lb	0.24" / 6mm
FSP4x4-5Klb-HD	5Klb	1lb	563YH-LE2.5Klb	48" x 48" x 4"	190kg/419lb	0.24" / 6mm
FSP4x4-10Klb-HD	10Klb	2lb	563YH-5Klb	48" x 48" x 4"	190kg/419lb	0.24" / 6mm
Hot Dip Galvanized Mild Steel						
FSP4x4-5Klb-GH	5Klb	1lb	563YH-LE2.5Klb	48" x 48" x 4"	185kg/408 lb	0.24" / 6mm
FSP4x4-10Klb-GH	10Klb	2lb	563YH-5Klb	48" x 48" x 4"	185kg/408 lb	0.24" / 6mm

OPTIONAL ACCESSORIES

- Indicators (page 180-183)
- Bumper Guards (page 211)
- Scale Base Mounting Plate (page 218)

Measurement Canada Approval for
- 3X3-5Klb - 4X4-5Klb - 5X5-5Klb

NTEP 1:5 000 Class III Approval for
- 3X3-1Klb - 4X4-1Klb - 5X5-1Klb
- 3X3-2Klb - 4X4-2Klb - 5X5-2Klb
- 3X3-5Klb - 4X4-5Klb - 5X5-5Klb
- 3X3-10Klb - 4X4-10Klb - 5X5-10Klb