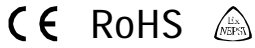
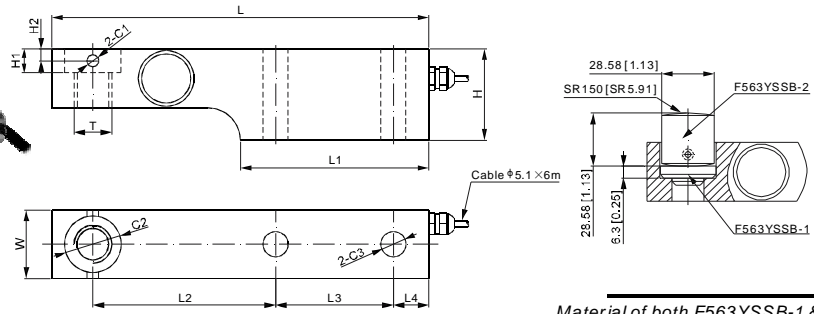



563YSSB



Stainless Steel

SINGLE ENDED BEAMS



Material of both F563YSSB-1 & F563YSSB-2 are 2Cr13 with electropolishing

DIMENSIONS

RATED CAPACITY	C1	C2	C3	H	H1	H2	L	L1	L2	L3	L4	W	T
lb/inches													
2,500-5,000	0.25	1.20	0.54	1.94	0.75	0.25	8.00	4.00	3.87	2.50	0.75	1.45	3/4-16 UNF-2B
10,000-20,000	0.25	1.20	0.78	2.46	0.75	0.25	9.00	4.00	5.25	2.00	0.75	1.94	0.69
kg/mm (conversion of above dimensions)													
1,134.0-2,268.0	6.35	30.5	13.6	49.2	19.0	6.35	203.2	101.6	98.4	63.5	19.1	36.8	3/4-16 UNF-2B
4,535.9-9,071.8	6.35	30.5	19.9	62.5	19.0	6.35	228.6	101.6	133.4	50.8	19.1	49.3	17.45

SPECIFICATIONS

Full Scale Output	2.0 ± 0.25% mV/V	Recommended Excitation	10V (15V Maximum)
Zero Balance	± 0.02 mV/V	Insulation Resistance	>2 [50V DC] GΩ
Non-linearity	< ± 0.023%	Compensated Temperature Range	-10°C to 50°C / 14°F to 122°F
Repeatability	< ± 0.023%	Safe Overload	150% of full scale
Hysteresis Error	< ± 0.023%	Breaking Overload	300% of full scale
Creep in 30 min.	< ± 0.030%	Seal Type / IP Rating	Welded Seal / IP68
Input Resistance	350 Ω ± 7	Cable Color Code	Exc+ Red Exc- Black
Output Resistance	350 Ω ± 3		Sig+ Green Sig- White
Element Material	17-4PH Stainless Steel		Shield Bare

PART NUMBER

Rated Capacity	Part No.	Shipping Weight (kg) Approx.
2.5Klb.....	.563YSSB-2.5Klb.....	2.3
5Klb.....	.563YSSB-5Klb.....	2.5
10Klb.....	.563YSSB-10Klb.....	4.3
20Klb.....	.563YSSB-20Klb.....	4.7

INTERCHANGEABLE PRODUCTS

Manufacturer	Model
Cardinal.....	SB2500S
Cardinal.....	SB5000S
Cardinal.....	SB10000S
Cardinal.....	SB20000S
Rice Lake.....	RLSB250*

* Rice Lake RLSB250 is through hole design.